

# *SystemDay*

System Day Ltd  
Company Formations & Company Documents  
[www.systemday.com](http://www.systemday.com)

tel: +44 1372 750809  
fax: +44 1372 700057  
[home@systemday.com](mailto:home@systemday.com)



# PUBLIC JOINT-STOCK COMPANY "AKRON"

Public joint-stock company "Akron"

---

Status: Active (23/05/2012)  
Date of registration: 19/11/1992  
Last edit: 13/04/2017

**OGRN** 1025300786610  
**TIN** 5321029508  
**KPP** 532101001  
**OKPO** 00203789

Big commercial organization  
Joint private and foreign property

+7 (81-62) 99-65-55, Total 28  
[tfilippova@vnov.acron.ru](mailto:tfilippova@vnov.acron.ru), Total 5  
Legal address:  
[Veliky Novgorod, Novgorodskaya](#)

Main type of activity:  
Production of fertilizers and nitrogen compounds (OKVED2 20.15)

**CEO:** [Kunitsky Vladimir Yakovlevich](#)  
TIN: 670400070814  
Record entry date: 08/08/2011

**Authorized Capital**  
202670000 RUB (07/02/2014, EGRPO)  
Does not correspond to deposit amount of co-owners

**Co-owners**  
56 co-owners (EGRPO).

**Subsidiary companies**  
29 subsidiary companies with total contribution of 37.4 billion ₺

## Indices

46

*Financial Stability Index shows how stable the company's financial situation is and whether it is able to fulfill its liabilities in full and in time.*

### **Company's stability is medium**

- No own floating capital.
- Less than half of long-term investments is financed by borrowed funds.
- Current activity is fully financed by borrowed funds.
- Size of company's borrowed funds is insignificantly larger than the size of its own funds.
- Company is unable to pay off its short-term liabilities within 1 week.
- Company's net income is less than 10% of the value of its property.

### **Conclusions**

Organization's financial situation is stable, but there are traits of unbalanced financial flows. Property can be used more effectively.

*Financial Stability Index should be used in reference purposes and should not be used as exclusive criterion for commercial and management decisions.*

100

*Reliability Index represents the reliability of an active commercial company.*

### **Company's trustworthiness status is high**

#### **Strong points:**

- Has subsidiary companies and branch offices
- Conducts foreign trade activity
- Has trademark rights
- Has a big Authorized Capital
- More than 10 years on the market
- Company takes part in government procurements as supplier

#### **Weak points:**

- Didn't report financial statements for the last fiscal year to Rosstat

These are just some of the factors that influenced the index value.

### **Conclusions**

There is high probability that the organization was created for statutory purposes and is reliable.

*Company rating is updated with regard to new data. The Index is used for reference purposes and should not be used as the only criterion for commercial and management decisions.*

*Creditworthiness evaluation shows the company's potentiality of getting a loan.*

### **Company's credibility class is 3**

Not enough funds to fulfil all the short-term liabilities in case of sale of accounts receivable and reserves. Company has a high sales profit. Borrowed funds significantly exceed the proprietary funds. Company can fulfill around 15% of short-term liabilities in 1 day; it can fulfill more than a half of short-term liabilities provided that the accounts receivable have been sold.

### **Conclusions**

Crediting holds substantial risks for the bank and is carried out rarely.

Creditworthiness class is calculated based on company's financial statements and is NOT a sole criterion for a loan granting decision which is made regarding the qualitative analysis of debtor's documentation, their credit history, etc.

*Credibility class and loan sum are used for reference purposes and should not be used as exclusive criteria for commercial and management decisions.*

PUBLIC JOINT-STOCK COMPANY "AKRON" (full name: Public joint-stock company "Akron") was registered on 19/11/1992 (OGRN: 1025300786610). Registration address: Veliky Novgorod, Novgorodskaya. TIN 5321029508 has been assigned to company.

PUBLIC JOINT-STOCK COMPANY "AKRON" is an active organization.

CEO — Kunitsky Vladimir Yakovlevich (from 08/08/2011).

PUBLIC JOINT-STOCK COMPANY "AKRON" has 12 co-owners with a total deposit in authorized capital of 203 million ₺

PUBLIC JOINT-STOCK COMPANY "AKRON" has 1 branch office, 29 subsidiary companies with a total deposit in authorized capital of 37.4 billion ₺.

Primary type of activity — Production of fertilizers and nitrogen compounds (OKVED2 20.15)

In total, the organization was involved in 206 arbitration cases of which – 140 cases as plaintiff, 26 cases as defendant. As of current date, PUBLIC JOINT-STOCK COMPANY "AKRON" is involved in 4 cases as plaintiff, in 3 cases as defendant.

As on 20/09/2017 2 active enforcement proceedings worth 3.0 thousand ₺. Organization completed 17 proceedings worth 124 thousand ₺.

In the last year, the organization concluded 7 contracts worth 94 million ₺ as supplier. In total, the organization concluded 39 contracts worth 491 million ₺ as supplier.

103 inspections concerning the organization were conducted of which – 103 finished inspections, 13 unscheduled inspections. During inspections 17 violations were detected.

PUBLIC JOINT-STOCK COMPANY "AKRON" is not in the Suppliers Blacklist.

Organization submits reports to tax authority in time. Organization pays taxes in time.

46 patents and 52 trademarks are connected with PUBLIC JOINT-STOCK COMPANY "AKRON". Organization transferred the right of ownership of 2 trademarks and 1 patent to other persons. The organization has 13 valid licenses.

Company's revenues in 2016 decreased by 0.33% and amounted to 50 216 034 000 rubles. Thereby, net profit decreased by 22.87% and amounted to 11 078 345 000 rubles. The share of borrowed funds of the organization for 2016 year was 81.00%.

## Extended information

### Contents

#### State Registration6

Codes6

Registration in non-budgetary funds6

Activity types6

Governing Bodies7

Register of Shareholders keeper8

Co-owners8

Subsidiary companies16

Predecessors during reorganization18

#### Activity statistics19

Arbitration cases19

Enforcement proceedings19

Information disclosure19

Government contracts20

Licenses20

Inspections20

Patents21

Trademarks21

Foreign trade27

#### Financial statements30

Balance sheet30

Profit and loss statement31

#### Express-analysis33

Liquidity ratios33

Gearing and financial risk ratios34

Working capital-to-current assets ratio35

Solvency ratio36

Net worth37

Profit ratio38

## State Registration

### Codes

<b>OKTMO</b> 49701000001	Territory of municipal institution: Veliky Novgorod, Veliky Novgorod city
<b>OKATO</b> 49401000000	Object of administrative and territorial division: Novgorod region, Veliky Novgorod
<b>OKOGU</b> 4210011	Body of government control and administration: Economic societies and associations with participation of foreign legal and (or) natural persons, and also stateless persons
<b>OKFS</b> 34	Type of ownership: Joint private and foreign property
<b>OKOPF</b> 12247	Form of incorporation: Public joint-stock companies

### Registration in non-budgetary funds

**PF No.:** 063001000181  
Registration: June 1, 1991  
Public institution - Management of Pension Fund of Russian Federation in Veliky Novgorod  
Registration authority code: 063001

**FSS No.:** 532100566853001  
Registration: January 1, 1994  
Public institution - Novgorod regional office of Russian Federation Social Insurance Fund  
Registration authority code: 5300

### Activity types

#### Main activity (OKVED2)

Section C	Manufacturing activities
20.15	Production of fertilizers and nitrogen compounds

#### Additional activities (OKVED2)

Section C	Manufacturing activities
20.11	Production of industrial gases
20.13	Production of other basic inorganic chemicals
20.14.7	Production of other chemical organic main substances
20.16	Production of plastics and synthetic gums in primary forms
20.59.4	Production of lubricants, additives to lubricants and antifreezes
22.21	Production of plastic plates, strips, pipes and moldings
22.22	Production of plastic products for packing of goods
22.29.2	Production of other products from plastic not included in other groups
33.12	Repair of cars and equipment

Section E	WATER SUPPLY; WATER DISPOSAL, ORGANIZATION OF COLLECTING AND RECYCLING, ACTIVITIES FOR ELIMINATION OF POLLUTION
37.00	Collecting and processing of sewage
Section F	Construction
43.21	Performance of electric installation works
Section G	TRADE WHOLESAL AND RETAIL; REPAIR OF VEHICLES AND MOTORCYCLES
46.12.32	Activities of agents for wholesale trade in fertilizers and agrochemicals
46.77	Trade wholesale waste and scrap
Section L	ACTIVITIES FOR OPERATIONS WITH REAL ESTATE
68.20.2	Rent and management of own or leased uninhabited real estate
Section N	ACTIVITY ADMINISTRATIVE AND ACCOMPANYING ADDITIONAL SERVICES
77.11	Rent and leasing of cars and easy vehicles
Section P	Education
85.42.9	Activities for additional professional education other, not included in other groups

### Governing Bodies

<a href="#">Kunitsky Vladimir Yakovlevich</a>	08/08/2011
CEO	
TIN: 670400070814	
Former company executives (8)	
<a href="#">Antonov Ivan Nikolaevich</a>	Withdrawal from line-up of control bodies
CEO	08/08/2011
TIN: 532102539045	
Record entry date: 12/02/2009	
<a href="#">Popov Aleksandr Valerievich</a>	Withdrawal from line-up of control bodies
Chairman of the board of directors	10/02/2010
TIN: 503600341731	
Record entry date: 12/02/2009	
Chairman of the board of directors	Withdrawal from line-up of control bodies
TIN: 503600341731	13/05/2009
Record entry date: 12/02/2009	
<a href="#">Ivanov Valery Anatolievich</a>	Withdrawal from line-up of control bodies
Chairman of the board of directors	13/05/2009
TIN: 532102538620	
Record entry date: 10/06/2005	



<a href="#">Antonov Ivan Nikolaevich</a> CEO TIN: 532102539045 Record entry date: 10/06/2005	Withdrawal from line-up of control bodies 02/11/2009
<a href="#">Antonov Ivan Nikolaevich</a> Chairman of the board of directors, Chairman TIN: 532102539045 Record entry date: 28/11/2003	Withdrawal from line-up of control bodies 11/07/2005
<a href="#">Ivanov Valery Anatolievich</a> CEO TIN: 532102538620 Record entry date: 16/10/2002	Withdrawal from line-up of control bodies 11/07/2005
<a href="#">Valters Oskar Visvaldovich</a> Chairman of the board of directors TIN: 772900394450 Record entry date: 16/10/2002	Withdrawal from line-up of control bodies 28/11/2003

### Register of Shareholders keeper

[JOINT-STOCK COMPANY "PTRSK"](#)  
OGRN: 1027801569014  
TIN: 7816077988  
Record entry date: 22/11/2016

### Co-owners

#### Federal State Statistics Service data (EGRPO)

<a href="#">CJSC "Akronagroservis"</a> OGRN: 1035300291212 TIN: 5321093528	Equity share: 47 million ₰ (23.27 %)
Refco Holdings Ltd	Equity share: 40 million ₰ (19.82 %)
Questar Holdings Ltd	Equity share: 38 million ₰ (18.95 %)
Granadilla Holdings Ltd	Equity share: 32 million ₰ (15.60 %)
<a href="#">NON-COMMERCIAL ORGANIZATION JOINT-STOCK COMPANY NRD</a> OGRN: 1027739132563 TIN: 7702165310	Equity share: 27 million ₰ (13.32 %)
Agroberry Ventures Ltd	Equity share: 14 million ₰ (6.84 %)

JOINT-STOCK COMPANY "CKO FNPR "PROFKURORT"

OGRN: 1047706001606

TIN: 7706404167

Equity share:  
2.67 million ₰  
(1.32 %)

Citizens of Russia (45)

Equity share:  
1.33 million ₰  
(0.66 %)

Collective farm "Russia" SPK

OGRN: 1025301788104

TIN: 5315004382

Equity share:  
145 thousand ₰  
(0.07 %)

JSC "IFC "Infrastruktura"

OGRN: 1024701478878

TIN: 4708002443

Equity share:  
145 thousand ₰  
(0.07 %)

Milverton Trading LTD

Equity share:  
145 thousand ₰  
(0.07 %)

JSC investment company "Deviz"

Equity share:  
29 thousand ₰  
(0.01 %)

Former co-owners according to EGRPO data (265)

Agroberry Ventures Ltd

Record entry date: 19/11/2014

Joining the board of founders

Equity share:  
14 million ₰

Agroberry Ventures Ltd Cyprus

Record entry date: 19/11/2014

Withdrawal from the board of  
founders

Granadilla Holdings Ltd

Record entry date: 19/11/2014

Joining the board of founders

Equity share:  
32 million ₰

Granadilla Holdings Ltd Cyprus

Record entry date: 19/11/2014

Withdrawal from the board of  
founders

Milverton Trading LTD

Record entry date: 19/11/2014

Joining the board of founders

Equity share:  
145 thousand ₰

Milverton Trading LTD Belize

Record entry date: 19/11/2014

Withdrawal from the board of  
founders

Questar Holdings Ltd

Record entry date: 19/11/2014

Joining the board of founders

Equity share:  
38 million ₰

Questar Holdings Ltd Cyprus

Record entry date: 19/11/2014

Withdrawal from the board of  
founders

Refco Holdings Ltd

Record entry date: 19/11/2014

Joining the board of founders

Equity share:  
40 million ₰

Refco Holdings Ltd Cyprus Record entry date: 19/11/2014	Withdrawal from the board of founders
Refco Holdings Ltd Cyprus Record entry date: 07/02/2014	Joining the board of founders Equity share: 40 million ₪
Questar Holdings Ltd Cyprus Record entry date: 07/02/2014	Joining the board of founders Equity share: 38 million ₪
MMB Center Ltd Cyprus Record entry date: 07/02/2014	Withdrawal from the board of founders
Milverton Trading LTD Belize Record entry date: 07/02/2014	Joining the board of founders Equity share: 145 thousand ₪
JSC IK "Deviz" Record entry date: 07/02/2014	Withdrawal from the board of founders
JSC investment company "Deviz" Record entry date: 07/02/2014	Joining the board of founders Equity share: 29 thousand ₪
Granadilla Holdings Ltd Cyprus Record entry date: 07/02/2014	Joining the board of founders Equity share: 32 million ₪
Company "Xie's MMVnthoser LTD" Gibraltar Record entry date: 07/02/2014	Withdrawal from the board of founders
Agroberry Ventures Ltd Cyprus Record entry date: 07/02/2014	Joining the board of founders Equity share: 14 million ₪
CJSC "Granit" Record entry date: 07/02/2014	Withdrawal from the board of founders
CJSC "Korolevsky bank Shotlandii" Record entry date: 07/02/2014	Withdrawal from the board of founders
CJSC "Mezhdunarodny Moskovsky bank" Record entry date: 07/02/2014	Withdrawal from the board of founders
Company "STO Enthoserrises Limithosed" Gibraltar Record entry date: 07/02/2014	Withdrawal from the board of founders
Company "Wetesn Limithosed" British Isles Record entry date: 07/02/2014	Withdrawal from the board of founders
Unichem LTD United States of America Record entry date: 07/02/2014	Withdrawal from the board of founders

<a href="#">PRIMARY TRADE UNION ORGANIZATION PUBLIC JOINT-STOCK COMPANY "AKRON" OF THE VELIKY NOVGOROD CITY REGIONAL ORGANIZATION ROSKHIMPROFSOYUZ; PRIMARY TRADE UNION ORGANIZATION PUBLIC JOINT-STOCK COMPANY "AKRON" HOO RHP</a>	Withdrawal from the board of founders
OGRN: 1025300001231 TIN: 5321045122 Record entry date: 07/02/2014	
<a href="#">CJSC "InvestProyekt"</a>	Withdrawal from the board of founders
OGRN: 1025300786796 TIN: 5321057664 Record entry date: 07/02/2014	
<a href="#">PUBLIC JOINT-STOCK COMPANY "DOROGOBUZH"</a>	Withdrawal from the board of founders
OGRN: 1026700535773 TIN: 6704000505 Record entry date: 07/02/2014	
<a href="#">CJSC "DKK"</a>	Withdrawal from the board of founders
OGRN: 1027739143497 TIN: 7710021150 Record entry date: 07/02/2014	
<a href="#">ING BANK (EURASIA) JOINT-STOCK COMPANY</a>	Withdrawal from the board of founders
OGRN: 1027739329375 TIN: 7712014310 Record entry date: 07/02/2014	
<a href="#">CJSC "Balt-Grup"</a>	Withdrawal from the board of founders
OGRN: 1037843040399 TIN: 7825347687 Record entry date: 07/02/2014	
<a href="#">NON-COMMERCIAL ORGANIZATION JOINT-STOCK COMPANY NRD</a>	Joining the board of founders Equity share: 27 million ₺
OGRN: 1027739132563 TIN: 7702165310 Record entry date: 07/02/2014	
<a href="#">CJSC "Akronagroservis"</a>	Joining the board of founders Equity share: 47 million ₺
OGRN: 1035300291212 TIN: 5321093528 Record entry date: 07/02/2014	
<a href="#">JOINT-STOCK COMPANY "CKO FNPR "PROFKURORT"</a>	Joining the board of founders Equity share: 2.67 million ₺
OGRN: 1047706001606 TIN: 7706404167 Record entry date: 07/02/2014	
<a href="#">JSC "IFC "Infrastruktura"</a>	Increase in the authorized capital share Equity share: 145 thousand ₺
OGRN: 1024701478878 TIN: 4708002443 Record entry date: 07/02/2014	

[Collective farm "Russia" SPK](#)

OGRN: 1025301788104

TIN: 5315004382

Record entry date: 07/02/2014

Increase in the authorized capital share

Equity share:

145 thousand ₺

CITIZENS OF RUSSIA (116)

Record entry date: 07/02/2014

Decrease in the authorized capital share

Equity share:

1.33 million ₺

CJSC "ABN AMRO Bank A. O."

Record entry date: 12/09/2012

Withdrawal from the board of founders

CJSC "Korolevsky bank Shotlandii"

Record entry date: 12/09/2012

Joining the board of founders

Equity share:

2.69 million ₺

CJSC "Granit"

Record entry date: 25/05/2012

Joining the board of founders

Equity share:

1.19 million ₺

[CJSC "Granit"](#)

OGRN: 1025300786818

TIN: 5321075293

Record entry date: 25/05/2012

Withdrawal from the board of founders

Company "Wetesn Limithosed"

Record entry date: 23/08/2011

Withdrawal from the board of founders

Company "Wetesn Limithosed" British Isles

Record entry date: 23/08/2011

Joining the board of founders

Equity share:

32 million ₺

Company "STO Enthoserrises Limithosed"

Record entry date: 23/08/2011

Withdrawal from the board of founders

Company "STO Enthoserrises Limithosed" Gibraltar

Record entry date: 23/08/2011

Joining the board of founders

Equity share:

45 million ₺

Company "Xie's MMVnthoser LTD"

Record entry date: 23/08/2011

Withdrawal from the board of founders

Company "Xie's MMVnthoser LTD" Gibraltar

Record entry date: 23/08/2011

Joining the board of founders

Equity share:

46 million ₺

MMB Center Ltd

Record entry date: 23/08/2011

Withdrawal from the board of founders

MMB Center Ltd Cyprus

Record entry date: 23/08/2011

Joining the board of founders

Equity share:

286 thousand ₺

Unichem LTD

Record entry date: 23/08/2011

Withdrawal from the board of founders

Unichem LTD United States of America Record entry date: 23/08/2011	Joining the board of founders Equity share: 143 thousand ₺
Unichem LTD Record entry date: 10/03/2011	Joining the board of founders Equity share: 143 thousand ₺
PROCHIYE PROCHIE Record entry date: 10/03/2011	Withdrawal from the board of founders
COMPANY "XIE'S MVNTHOSER LTD" Record entry date: 10/03/2011	Withdrawal from the board of founders
JSC IK "Deviz" Record entry date: 10/03/2011	Joining the board of founders Equity share: 24 thousand ₺
MMB Center Ltd Record entry date: 10/03/2011	Joining the board of founders Equity share: 286 thousand ₺
COMPANY "STO ENTHOSERR RISE S LIM ITHOSED" Record entry date: 10/03/2011	Withdrawal from the board of founders
Company "STO Enthoserrises Limitosed" Record entry date: 10/03/2011	Joining the board of founders Equity share: 45 million ₺
Company "Xie's MMVnthoser LTD" Record entry date: 10/03/2011	Joining the board of founders Equity share: 46 million ₺
COMPANY "WE STECH LIM ITHOSED" Record entry date: 10/03/2011	Withdrawal from the board of founders
Company "Wetesn Limitosed" Record entry date: 10/03/2011	Joining the board of founders Equity share: 32 million ₺
CJSC "BANK CREDIT SUISSE FERST BOSTON JOINT-STOCK COMPANY" Record entry date: 10/03/2011	Withdrawal from the board of founders
CJSC "Mezhdunarodny Moskovsky bank" Record entry date: 10/03/2011	Joining the board of founders Equity share: 119 thousand ₺
CJSC "ABN AMRO Bank A. O." Record entry date: 10/03/2011	Joining the board of founders Equity share: 2.69 million ₺
<a href="#">JSC "IFC "Infrastruktura"</a> OGRN: 1024701478878 TIN: 4708002443 Record entry date: 10/03/2011	Joining the board of founders Equity share: 143 thousand ₺

<a href="#">CJSC "Granit"</a> OGRN: 1025300786818 TIN: 5321075293 Record entry date: 10/03/2011	Joining the board of founders Equity share: 1.19 million ₺
<a href="#">Collective farm "Russia" SPK</a> OGRN: 1025301788104 TIN: 5315004382 Record entry date: 10/03/2011	Joining the board of founders Equity share: 143 thousand ₺
<a href="#">CJSC "Balt-Grup"</a> OGRN: 1037843040399 TIN: 7825347687 Record entry date: 10/03/2011	Joining the board of founders Equity share: 24 thousand ₺
<a href="#">ING BANK (EURASIA) JOINT-STOCK COMPANY</a> OGRN: 1027739329375 TIN: 7712014310 Record entry date: 10/03/2011	Joining the board of founders Equity share: 167 thousand ₺
OTHER (8) Record entry date: 24/12/2010	Withdrawal from the board of founders
PROCHIYE PROCHIE Record entry date: 24/12/2010	Joining the board of founders Equity share: 2.15 million ₺
OTHER (8) Record entry date: 08/11/2010	Increase in the authorized capital share Equity share: 2.15 million ₺
COMPANY "XIE'S MVNTHOSER LTD" Record entry date: 08/11/2010	Increase in the authorized capital share Equity share: 45 million ₺
CITIZENS OF RUSSIA (116) Record entry date: 08/11/2010	Increase in the authorized capital share Equity share: 4.29 million ₺
CJSC "BANK CREDIT SUISSE FERST BOSTON JOINT-STOCK COMPANY" Record entry date: 08/11/2010	Increase in the authorized capital share Equity share: 3.46 million ₺
COMPANY "STO ENTHOSERR RISE S LIM ITHOSED" Record entry date: 08/11/2010	Increase in the authorized capital share Equity share: 45 million ₺
COMPANY "WE STECH LIM ITHOSED" Record entry date: 08/11/2010	Increase in the authorized capital share Equity share: 32 million ₺

[CJSC "DKK"](#)

OGRN: 1027739143497

TIN: 7710021150

Record entry date: 08/11/2010

Increase in the authorized capital share  
Equity share:  
38 million ₺

[CJSC "InvestProyekt"](#)

OGRN: 1025300786796

TIN: 5321057664

Record entry date: 08/11/2010

Increase in the authorized capital share  
Equity share:  
47 million ₺

[PUBLIC JOINT-STOCK COMPANY "DOROGOBUZH"](#)

OGRN: 1026700535773

TIN: 6704000505

Record entry date: 08/11/2010

Increase in the authorized capital share  
Equity share:  
19 million ₺

[PRIMARY TRADE UNION ORGANIZATION PUBLIC JOINT-STOCK COMPANY "AKRON" OF THE VELIKY NOVGOROD CITY REGIONAL ORGANIZATION ROSKHIMPROF SOYUZ; PRIMARY TRADE UNION ORGANIZATION PUBLIC JOINT-STOCK COMPANY "AKRON" HOO RHP](#)

OGRN: 1025300001231

TIN: 5321045122

Record entry date: 08/11/2010

Increase in the authorized capital share  
Equity share:  
2.67 million ₺

[CJSC "InvestProyekt"](#)

OGRN: 1025300786796

TIN: 5321057664

Record entry date: 11/02/2010

Joining the board of founders

[PRIMARY TRADE UNION ORGANIZATION PUBLIC JOINT-STOCK COMPANY "AKRON" OF THE VELIKY NOVGOROD CITY REGIONAL ORGANIZATION ROSKHIMPROF SOYUZ; PRIMARY TRADE UNION ORGANIZATION PUBLIC JOINT-STOCK COMPANY "AKRON" HOO RHP](#)

OGRN: 1025300001231

TIN: 5321045122

Record entry date: 11/02/2010

Joining the board of founders

[PUBLIC JOINT-STOCK COMPANY "DOROGOBUZH"](#)

OGRN: 1026700535773

TIN: 6704000505

Record entry date: 11/02/2010

Joining the board of founders

[CJSC "DKK"](#)

OGRN: 1027739143497

TIN: 7710021150

Record entry date: 11/02/2010

Joining the board of founders

**COMPANY "STO ENTHOSERR RISE S LIM ITHOSED"**

Record entry date: 11/02/2010

Joining the board of founders

**COMPANY "WE STECH LIM ITHOSED"**

Record entry date: 11/02/2010

Joining the board of founders



CJSC "BANK CREDIT SUISSE FERST BOSTON JOINT-STOCK COMPANY" Record entry date: 11/02/2010	Joining the board of founders
CITIZENS OF RUSSIA Record entry date: 11/02/2010	Joining the board of founders
COMPANY "XIE'S MVNTHOSER LTD" Record entry date: 11/02/2010	Joining the board of founders
OTHER (8) Record entry date: 11/02/2010	Joining the board of founders

### Subsidiary companies

<a href="#">JOINT-STOCK COMPANY "AKRONIT"</a> OGRN: 1075321006265 Record entry date: 14/08/2015	Equity share: 27377262000 ₰ (99.99 %)
<a href="#">LLC "TrastServis"</a> OGRN: 1055300939650 Record entry date: 09/10/2012	Equity share: 4600000000 ₰ (100.00 %)
<a href="#">LLC "Balttrans"</a> OGRN: 1087746955537 Record entry date: 11/08/2015	Equity share: 1951500000 ₰ (50.00 %)
<a href="#">LLC "GeliosKholding"</a> OGRN: 1127746382961 Record entry date: 21/09/2012	Equity share: 1376100000 ₰ (99.00 %)
<a href="#">LLC "Plodorodiye"</a> OGRN: 1085321003349 Record entry date: 12/12/2012	Equity share: 1350660500 ₰ (99.99 %)
<a href="#">LLC "Nikulinskoye"</a> OGRN: 1055300918837 Record entry date: 30/01/2013	Equity share: 145500000 ₰ (100.00 %)
<a href="#">PUBLIC JOINT-STOCK COMPANY "DOROGOBUZH"</a> OGRN: 1026700535773 Record entry date: 08/07/2016	Equity share: 107897888 ₰ (49.30 %)
<a href="#">JSC "Zvyaginki"</a> OGRN: 1025700695570 Record entry date: 20/05/2011	Equity share: 72275481 ₰ (90.00 %)
<a href="#">LLC "Novgorodsky GIAP"</a> OGRN: 1025300812206 Record entry date: 14/08/2015	Equity share: 45000000 ₰ (100.00 %)

<a href="#">LLC "Akron-Remont"</a> OGRN: 1085321004603 Record entry date: 29/07/2016	Equity share: 23600000 ₰ (100.00 %)
<a href="#">LLC "Medical center "Akron"</a> OGRN: 1095321004844 Record entry date: 27/04/2016	Equity share: 11000000 ₰ (100.00 %)
<a href="#">CJSC "VIAM-AGRO"</a> OGRN: 1027700407833 Record entry date: 15/08/2014	Equity share: 700000 ₰ (0.28 %)
<a href="#">JSC "Medical insurance company "Sol zemli"</a> OGRN: 1095321000940 Record entry date: 11/07/2014	Equity share: 450000 ₰ (90.00 %)
<a href="#">CJSC "MANAGEMENT COMPANY "NATSIONALNY KONNY PARK"</a> OGRN: 1025004059300 Record entry date: 30/07/2012	Equity share: 100000 ₰ (100.00 %)
<a href="#">LLC "Investitsionnaya portovaya company"</a> OGRN: 1027714021543 Record entry date: 08/02/2012	Equity share: 10000 ₰ (100.00 %)
<a href="#">JSC "Zaryad"</a> OGRN: 1025300802482 Record entry date: 20/11/2014	Equity share: 2482 ₰ (0.01 %)
<a href="#">CJSC "Agronova"</a> OGRN: 1027700427369 Record entry date: 03/09/2010	Equity share: 0 ₰ (0 %)
<a href="#">Independent noncommercial organization "Strategic partnership "Severo-Zapad"</a> OGRN: 1127800014418 Record entry date: 19/07/2016	Equity share: 0 ₰ (0 %)
<a href="#">Non-commercial organization "Fund "Natsionalny higher education institution Korporativnoy Reformy"</a> OGRN: 1027700537490 Record entry date: 24/07/2012	Equity share: 0 ₰ (0.00 %)
<a href="#">NTPP</a> OGRN: 1025300005059 Record entry date: 20/01/2015	Equity share: 0 ₰ (0.00 %)
<a href="#">ROHRS "CONSTRUCTION AND PRODUCTION ENTERPRISE NON-COMMERCIAL ORGANIZATION"</a> OGRN: 1065300001810 Record entry date: 16/01/2013	Equity share: 0 ₰ (0.00 %)

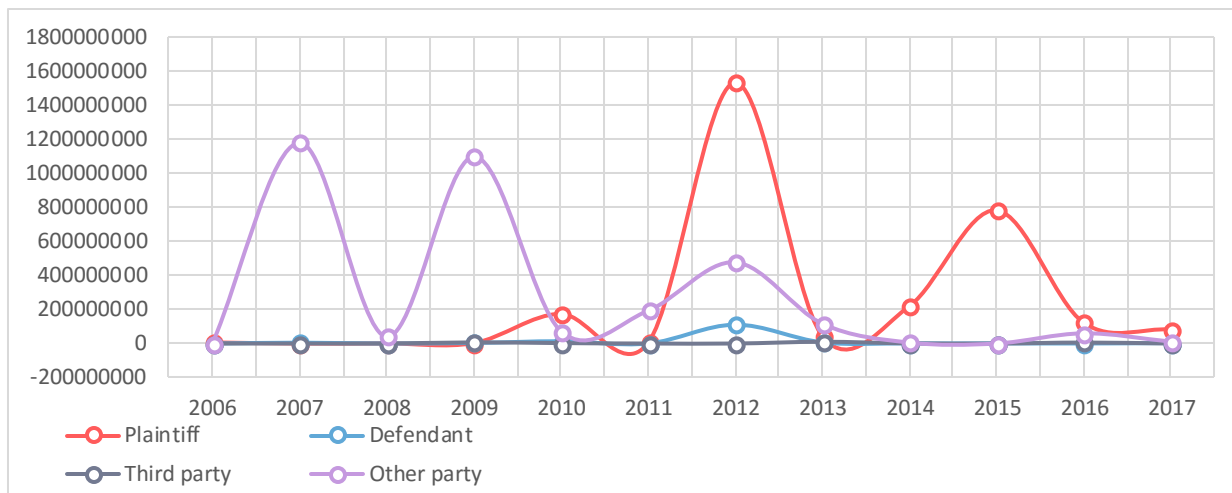
<a href="#"><u>Soyuz Azot</u></a>	Equity share:
OGRN: 1047796729276	0 ₰
Record entry date: 01/07/2016	(0 %)
<a href="#"><u>LLC "SZFK-RS"</u></a>	Equity share:
OGRN: 1025100511260	290014100 ₰
Record entry date: 18/11/2015	(100.00 %)
<a href="#"><u>LLC "Food processing industrial complex "Akron"</u></a>	Equity share:
OGRN: 1065321093815	13300000 ₰
Record entry date: 01/12/2014	(100.00 %)
<a href="#"><u>LLC "Akron-Remstroy"</u></a>	Equity share:
OGRN: 1085321008475	7000000 ₰
Record entry date: 13/11/2015	(100.00 %)
<a href="#"><u>CJSC "PROMTRANSLOGISTIKA"</u></a>	Equity share:
OGRN: 1026403043281	892500 ₰
Record entry date: 29/04/2016	(51.00 %)
<a href="#"><u>CJSC "Akronagrotreyding"</u></a>	Equity share:
OGRN: 1025300786631	29890 ₰
Record entry date: 12/11/2015	(49.00 %)
<a href="#"><u>LLC "KARAND"</u></a>	Equity share:
OGRN: 1047796891317	12000 ₰
Record entry date: 21/01/2014	(100.00 %)
<a href="#"><u>CJSC "Zadonsky syr"</u></a>	Equity share:
OGRN: 1024800630029	0 ₰
Record entry date: 05/04/2010	(0 %)

### **Predecessors during reorganization**

[CJSC "Granit"](#)  
OGRN: 1025300786818  
TIN: 5321075293  
Record entry date: 23/05/2012

## Activity statistics

### Arbitration cases



#### Participation

Plaintiff

Defendant

Third party

Other party

#### Total

144 cases worth 2.98 billion ₱

29 cases worth 144 million ₱

25 cases worth 26 million ₱

21 cases worth 3.26 billion ₱

#### For the last year

10 cases worth 108 million ₱

5 cases worth 2.63 million ₱

2 cases worth 0 ₱

2 cases worth 72 million ₱

#### Enforcement proceedings

##### Proceedings

Active proceedings

Completed proceedings

##### Total

2 proceedings worth 3.0 thousand ₱

17 proceedings worth 124 thousand ₱

##### For the last year

1 proceeding worth 2.5 thousand ₱

12 proceedings worth 122 thousand ₱

#### Information disclosure

##### Reports

Issuers' reports

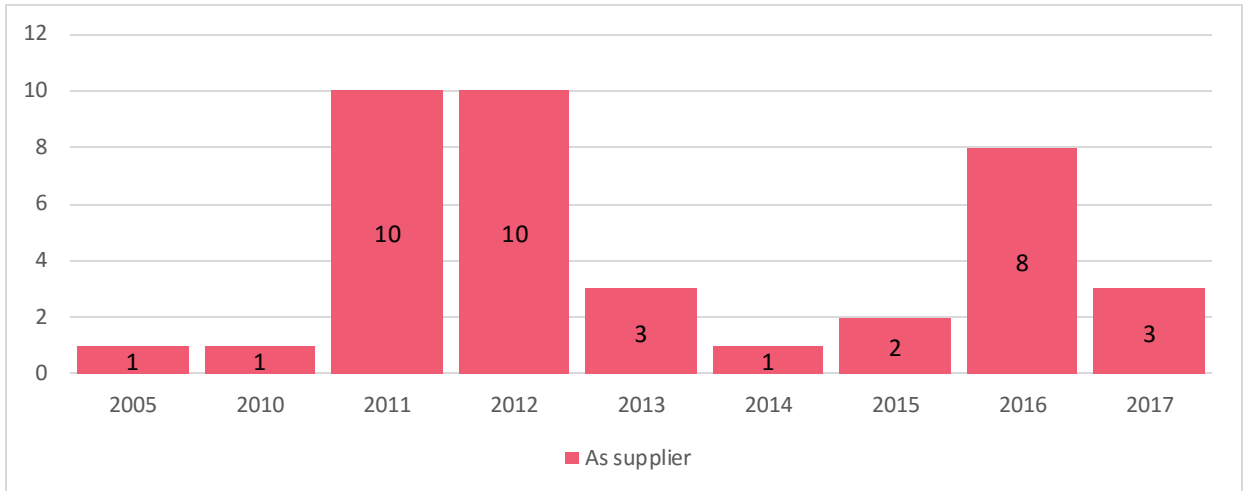
##### Total

1399 messages

##### For the last year

158 messages

## Government contracts



**Government contracts**  
As supplier

**Total**  
39 contracts worth 491 million ₺

**For the last year**  
7 contracts worth 94 million ₺

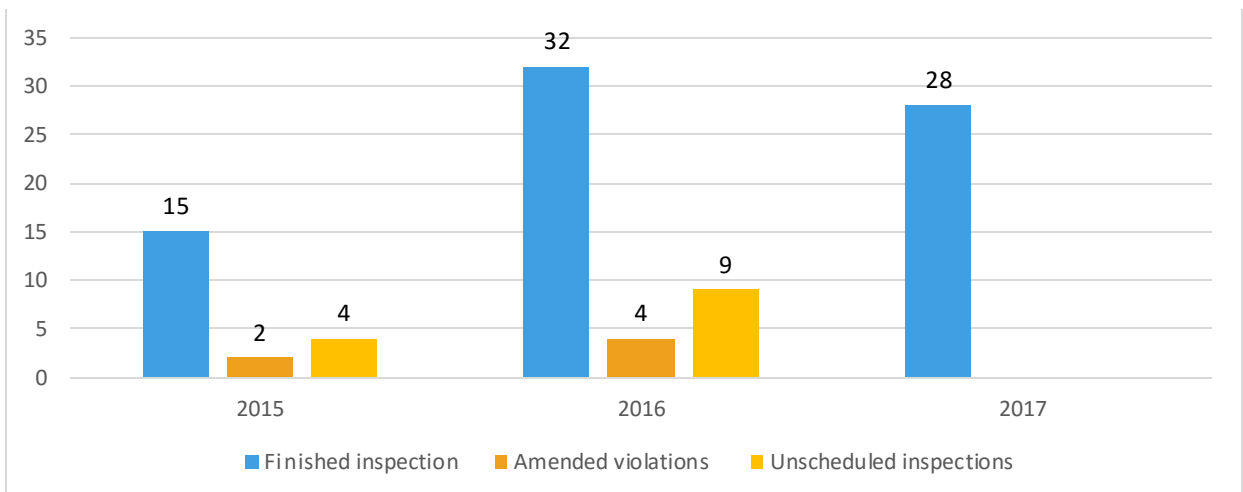
## Licenses

**Licenses**  
Active  
Inactive

**Total**  
13 licenses  
6 licenses

**For the last year**  
2 licenses  
0 licenses

## Inspections



**Inspections**  
Finished  
No inspections  
Unscheduled

**Total**  
103 inspections  
25 inspections  
13 inspections

**For the last year**  
29 inspections  
6 inspections  
1 inspection

**Violations**  
Amended

**Total**  
6 violations

**For the last year**  
0 violations

7 government authorities are checking the organization this year.

## Patents

Patents	Total	For the last year
Inventions	47 patents	0 patents
Inactive	14 patents	0 patents

Patents, transferred to other persons (1)

## Trademarks

Related trademarks (52)

АНДРЕКС

RU 401314  
Shall be in force untill 25/12/2018  
Owner

ANDREX

RU 401315  
Shall be in force untill 25/12/2018  
Owner

АНДРЕКС

RU 401316  
Shall be in force untill 25/12/2018  
Owner

ANDREX

RU 401317  
Shall be in force untill 25/12/2018  
Owner



RU 408385  
Shall be in force untill 25/12/2018  
Owner



RU 408386  
Shall be in force untill 25/12/2018  
Owner



RU 408387  
Shall be in force untill 25/12/2018  
Owner



RU 408388  
Shall be in force untill 25/12/2018  
Owner

---



RU 408678  
Shall be in force untill 25/12/2018  
Owner

---



RU 408679  
Shall be in force untill 25/12/2018  
Owner

---



RU 476533  
Shall be in force untill 01/02/2021  
Owner

---



RU 477328  
Shall be in force untill 01/02/2021  
Owner

---



RU 480598  
Shall be in force untill 01/02/2021  
Owner

---



RU 482119  
Shall be in force untill 01/02/2021  
Owner

---



RU 482120  
Shall be in force untill 01/02/2021  
Owner

---



RU 482121  
Shall be in force untill 01/02/2021  
Owner

**ПЛОДОРОДИЕ**

RU 482122  
Shall be in force untill 01/02/2021  
Owner



RU 483412  
Shall be in force untill 20/01/2022  
Owner



RU 487781  
Shall be in force untill 26/04/2022  
Owner



RU 492218  
Shall be in force untill 20/01/2022  
Owner



RU 494584  
Shall be in force untill 01/02/2021  
Owner

---

**ПЛОДОРОДИЕ**

RU 494742  
Shall be in force untill 01/02/2021  
Owner



RU 494743  
Shall be in force untill 01/02/2021  
Owner



RU 494744  
Shall be in force untill 01/02/2021  
Owner

---

**AGRONOVA**

RU 496800  
Shall be in force untill 26/04/2022  
Owner



www.acron.ru  
**NIT MaXX**

RU 302179  
Shall be in force untill 02/03/2025  
Owner

---

www.acron.ru  
**NIT MaXX**

RU 302910  
Shall be in force untill 02/03/2025  
Owner

---

**АКРОН**

RU 266481  
Shall be in force untill 10/01/2022  
Owner

---

**ACRON**

RU 269877  
Shall be in force untill 09/10/2021  
Owner

---

**ACRON**

RU 270135  
Shall be in force untill 09/10/2021  
Owner

---

Spring is always  
around the corner

RU 273753  
Shall be in force untill 09/02/2024  
Owner

---

Для нас всегда весна  
не за горами

RU 273754  
Shall be in force untill 09/02/2024  
Owner

---

**АКРОН**

RU 275083  
Shall be in force untill 30/05/2022  
Owner

---

**АКРОН**

RU 275084  
Shall be in force untill 30/05/2022  
Owner

# AKPOH

RU 277315  
Shall be in force untill 10/01/2022  
Owner



RU 221549  
Shall be in force untill 02/11/2020  
Owner



RU 163375  
Shall be in force untill 09/04/2027  
Owner



RU 164919  
Shall be in force untill 04/04/2026  
Owner



RU 164920  
Shall be in force untill 04/04/2026  
Owner

# *AKPOH*

RU 165011  
Shall be in force untill 04/04/2026  
Owner



RU 165012  
Shall be in force untill 04/04/2026  
Owner



RU 166661  
Shall be in force untill 30/09/2027  
Owner



RU 166662  
Shall be in force untill 30/10/2027  
Owner



RU 168196  
Shall be in force untill 30/09/2027  
Owner



RU 168197  
Shall be in force untill 30/09/2027  
Owner



RU 168198  
Shall be in force untill 30/10/2027  
Owner



RU 168199  
Shall be in force untill 30/10/2027  
Owner

***AKPOH***

RU 114432  
Shall be in force untill 12/05/2022  
Owner



RU 117712  
Shall be in force untill 12/10/2022  
Owner



RU 117741  
Shall be in force untill 12/01/2023  
Owner



RU 500646  
Shall be in force untill 26/04/2022  
Owner



RU 566454  
Shall be in force untill 04/12/2024  
Owner

**Trademarks**  
Active related trademarks

**Total**  
52

**For the last year**  
0

## Trademarks that have been transferred to other parties (2)

### Foreign trade

#### According to research

Import in 2017 (14)

Markets: Czech Republic, Germany, Belgium, Netherlands, China, Austria, Estonia, Lithuania, Slovakia

TNVED/OKVED code: 6305

Bags and packages packing

TNVED/OKVED code: 8428

Cars and devices for lifting, movement, loading or unloading (for example, elevators, escalators, conveyors, ropeways) the other

TNVED/OKVED code: 8419

Cars, the equipment industrial or laboratory with electric or not electric heating (excepting furnaces, chambers and other equipment of a commodity position 8514) for processing of materials in process with temperature change, such as heating, cooking, frying, distillation, rectification, sterilization, pasteurization, steaming, drying, evaporation, condensation or cooling, except for cars and the equipment used in the household purposes; water heaters flowing or accumulative (capacitor), not electric

TNVED/OKVED code: 9014

Compasses for direction definition; navigation devices and tools other

TNVED/OKVED code: 9029

Counters of number of turns, counters of quantity of production, taximeters, counters of the passable distance in miles, pedometers and similar devices; speedometers and tachometers, except devices and tools of a commodity position 9014 or 9015; stroboscopes

TNVED/OKVED code: 8481

Cranes, valves, gates and similar fittings for pipelines, coppers, tanks, tanks, tanks or similar capacities, including reducing and temperature-controlled valves

TNVED/OKVED code: 9026

Devices and the equipment for measurement or control of an expense, level, pressure or other variable characteristics of liquids or gases (for example, flowmeters, level indexes, manometers, heat meters), except devices and the equipment of a commodity position 9014, 9015, 9028 or 9032

TNVED/OKVED code: 9015

Devices and tools geodetic or topographical (including fotogrammetrichesky), hydrographic, oceanographic, hydrological, meteorological or geophysical, except compasses; range finders

TNVED/OKVED code: 8505

Electromagnets; permanent magnets and the products intended for transformation into permanent magnets after magnetization; electromagnetic or with permanent magnets tightening cartridges, captures and similar fixing devices; electromagnetic couplings, couplings and brakes; electromagnetic lifting heads

TNVED/OKVED code: 8514

Furnaces and chambers industrial or laboratory electric (including operating on the basis of the phenomenon of induction or dielectric losses); industrial or laboratory equipment for heat treatment of materials by means of the phenomenon of induction or dielectric losses

TNVED/OKVED code: 8414

Pumps air or vacuum, air or gas compressors and fans; ventilating or recirculation exhaust caps or cases with the fan, with filters or without filters

TNVED/OKVED code: 8413

Pumps liquid with flowmeters or without them; elevators of liquids

TNVED/OKVED code: 3401

Soap; surface-active organic substances and the means applied as soap, in the form of whetstones, pieces or in the form of the molded articles, containing or not containing soap; surface-active organic substances and means for skin washing in the form of liquid or cream and packaged for the retail, containing or not containing soap; paper, cotton wool, felt or felt and the nonwoven fabrics impregnated or covered with soap or detergent

TNVED/OKVED code: 3402

Substances surface-active organic (except soap); surface-active means, detergents (including auxiliary detergents) and means cleaning, containing or not containing soap (except means of a commodity position 3401)

Export in 2017 (4)

Markets: Brazil, Sweden, Thailand, China, Finland, Peru, Israel, Mexico, United States of America

TNVED/OKVED code: 2905

Alcohols acyclic and their halogenated, sulfonated, nitro or nitrosated derivatives

TNVED/OKVED code: 2814

Ammonia, waterless or in water solution

TNVED/OKVED code: 3105

Fertilizers mineral or chemical, containing two or three nutritious elements: nitrogen, phosphorus and potassium; fertilizers other; goods of this group in tablets or similar forms or in packings, gross - which weight does not exceed 10 kg

TNVED/OKVED code: 3102

Fertilizers mineral or chemical, nitric

There are data for 2015, 2016, 2017

#### **According to Portal of Foreign Economic Information**

Export (11)

TNVED/OKVED code: 2808000000

Acid nitric; acids sulfoazotny

TNVED/OKVED code: 2811

Acids inorganic other and compounds of nonmetals with oxygen inorganic other

TNVED/OKVED code: 2814

Ammonia, waterless or in water solution

TNVED/OKVED code: 2836

Carbonates; peroksokarbonaty (percarbonates); ammonium carbonate a technical, containing carbamate of ammonium

TNVED/OKVED code: 2905

Alcohols acyclic and their halogenated, sulfonated, nitroalcohols or nitrosated derivatives

TNVED/OKVED code: 2912

Aldehydes which are containing or not containing other oxygen-containing functional group; polymers of aldehydes cyclic; paraformaldehyde

TNVED/OKVED code: 3102

Fertilizers mineral or chemical, nitric

TNVED/OKVED code: 3105

Fertilizers mineral or chemical, containing two or three nutritious elements nitrogen, phosphorus and potassium; fertilizers other; goods of this group in tablets or similar forms or in packings, gross - which weight does not exceed 10 kg

TNVED/OKVED code: 3909

Amino-aldehydic pitches, phenol-aldehydic pitches and polyurethane in primary forms

TNVED/OKVED code: 2804

Hydrogen, gases inert and other nonmetals

TNVED/OKVED code: 20

Chemical production

## Financial statements

### Balance sheet

Unit of measurement: Thousand rubles

	31/12/2014	31/12/2015	31/12/2016
<b>ASSET</b>			
<b>I. NON-CURRENT ASSETS</b>			
<b>Total in section I</b>	<b>83 471 544</b>	<b>114 345 111</b>	<b>128 190 658</b>
Intangible assets	63 441	63 204	67 126
Research and development expenses	0	0	0
Intangible development assets	0	0	0
Tangible development assets	0	0	0
Fixed assets	22 447 916	31 027 422	38 921 064
Profitable investments in tangible assets	0	0	0
Financial investment	58 796 756	82 342 871	88 672 738
Deferred tax assets	708 799	246 286	258 183
Other non-current assets	1 454 632	665 328	271 547
<b>II. CURRENT ASSETS</b>			
<b>Total in section II</b>	<b>25 035 867</b>	<b>33 882 398</b>	<b>23 677 774</b>
Resources	4 345 851	8 759 651	6 753 337
Value added tax on acquired assets	529 719	759 450	570 530
Accounts receivable	10 929 530	8 917 910	6 510 843
Financial investment (excluding cash equivalents)	5 515 059	8 574 812	6 444 747
Monetary funds and money equivalents	3 687 875	6 786 551	3 325 778
Other current assets	27 833	84 024	72 539
<b>BALANCE</b>	<b>108 507 411</b>	<b>148 227 509</b>	<b>151 868 432</b>
<b>LIABILITY</b>			
<b>III. CAPITAL AND RESERVES</b>			
<b>Total in section III</b>	<b>21 918 274</b>	<b>30 653 651</b>	<b>28 156 834</b>
Authorised capital (share capital, authorized fund, contributions of partners)	202 670	202 670	202 670
Shares repurchased	0	0	0
Revaluation of non-current assets	985 672	973 592	969 280
Capital surplus (without revaluation)	3 399	5 976	6 561
Surplus funds	30 401	30 401	30 401
Unappropriated profits (retained loss)	20 696 132	29 441 012	26 947 922
<b>IV. LONG-TERM LIABILITIES</b>			
<b>Total in section IV</b>	<b>35 477 027</b>	<b>75 884 694</b>	<b>40 977 678</b>
Loan proceeds	31 612 640	69 417 877	34 709 518
Deferred tax liabilities	3 531 103	6 466 817	6 268 160
Estimated liabilities	0	0	0
Other liabilities	333 284	0	0
<b>V. SHORT-TERM LIABILITIES</b>			
<b>Total in section V</b>	<b>51 112 110</b>	<b>41 689 164</b>	<b>82 733 920</b>
Loan proceeds	48 469 228	37 418 885	79 287 924
Account payable	2 438 664	4 034 774	3 138 820
Deferred revenues	0	124	22
Estimated liabilities	132 940	234 888	301 769
Other liabilities	71 278	493	5 385
<b>BALANCE</b>	<b>108 507 411</b>	<b>148 227 509</b>	<b>151 868 432</b>

## Profit and loss statement

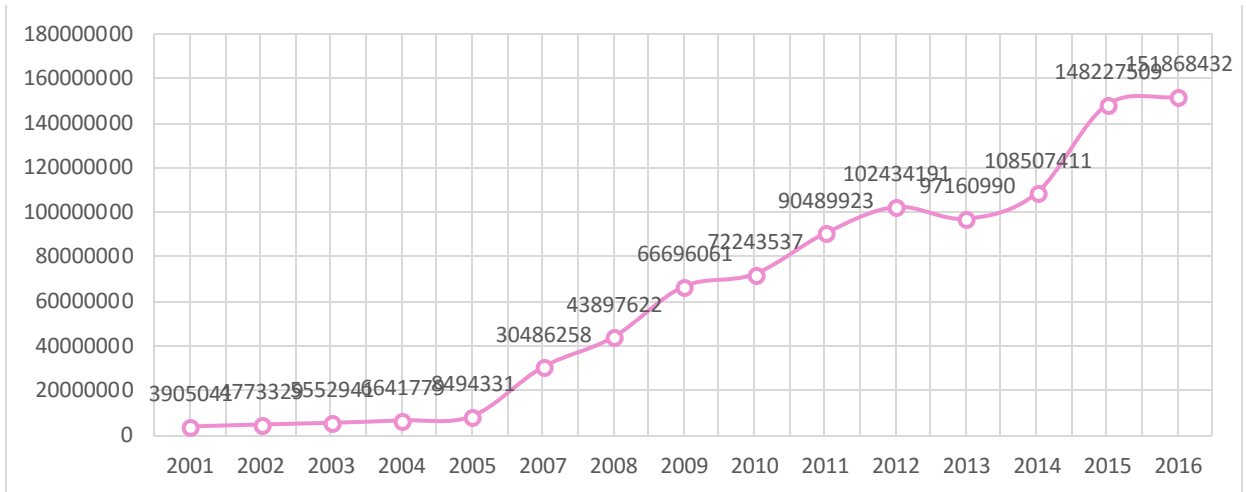
Unit of measurement: Thousand rubles

	31/12/2014	31/12/2015	31/12/2016
Gross profit (loss)	19 794 567	26 838 404	21 826 487
Revenue	39 404 335	50 382 355	50 216 034
Cost of sales	-19 609 768	-23 543 951	-28 389 547
Profit (loss) from sales	15 213 576	21 691 473	14 468 839
Business expenses	-2 182 960	-2 165 670	-3 364 646
Administrative costs	-2 398 031	-2 981 261	-3 993 002
Profit (loss) before taxation	-9 284 804	18 272 958	13 367 391
Revenues from participation in other organizations	158 233	292 720	1 084 682
Interest receivable	858 831	611 539	574 422
Interest payable	-3 247 637	-6 708 432	-9 335 011
Other profits	5 337 892	15 509 551	14 420 162
Other expenses	-27 605 699	-13 123 893	-7 845 703
Net profit (loss)	-7 935 205	14 363 153	11 078 345
Current income tax	0	-526 826	-2 516 864
including permanent tax liabilities (active assets)	506 901	270 462	149 160
Change in deferred tax liabilities	-734 612	-2 935 714	317 672
Change in deferred tax assets	615 448	-462 513	11 897
Others	461	15 248	533 593



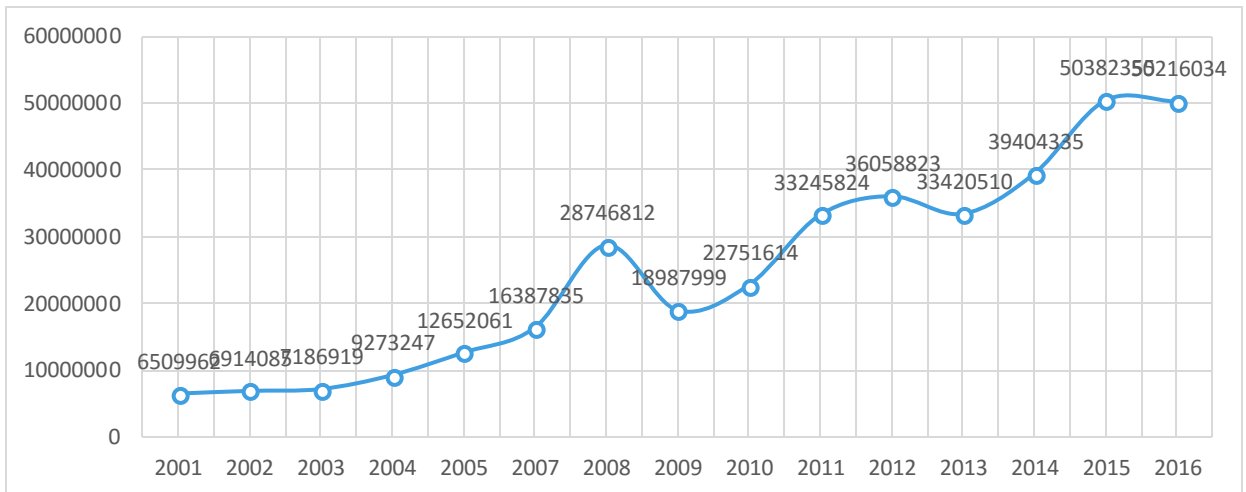
## Balance

Unit of measurement: Thousand rubles



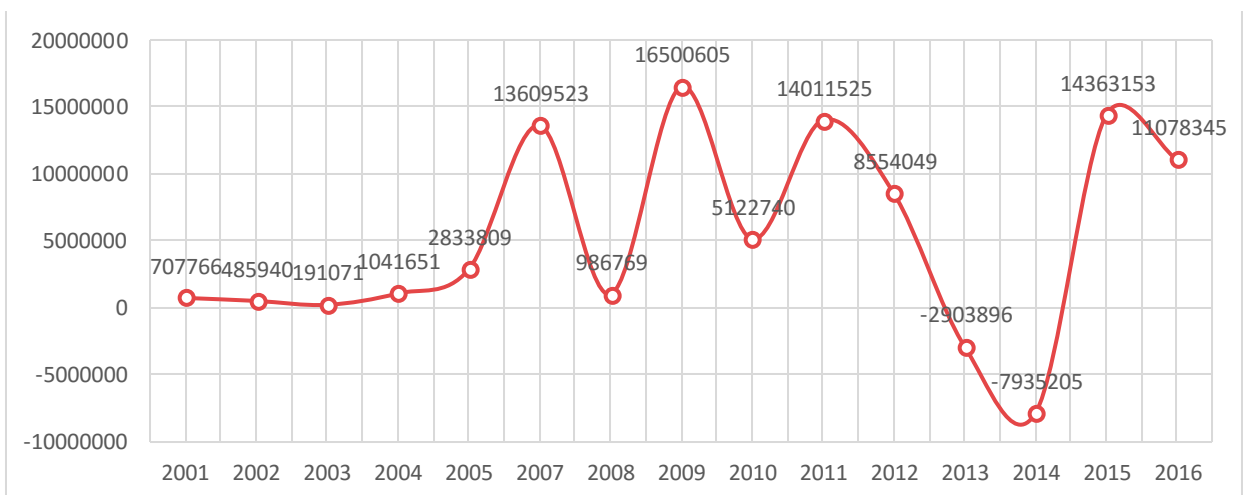
## Revenue

Unit of measurement: Thousand rubles



## Net income

Unit of measurement: Thousand rubles



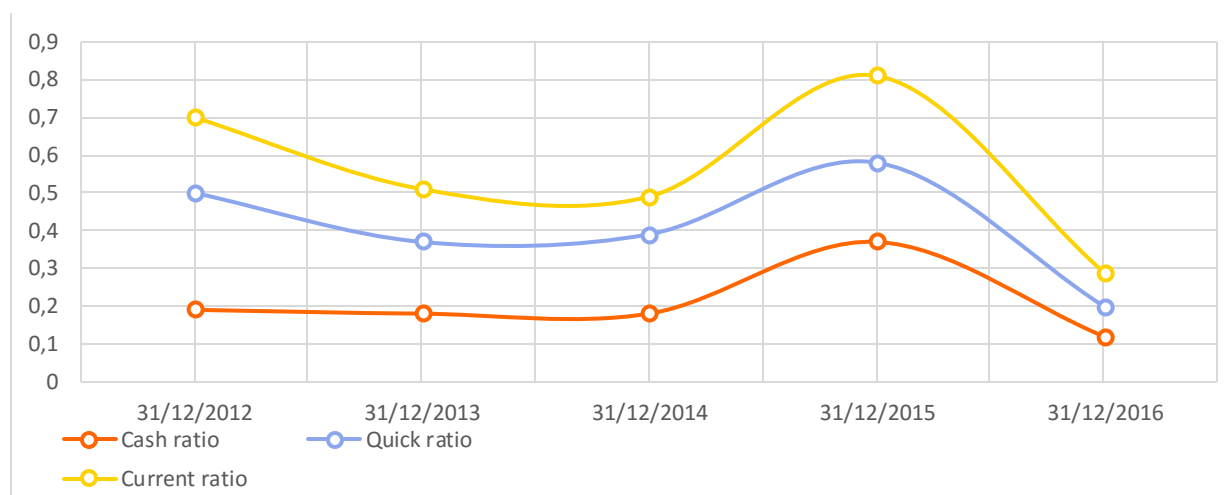
## Express-analysis

### Liquidity ratios

Liquidity refers to the simplicity of product realization, sale, conversion of material assets into cash assets for covering the current financial liabilities. It also shows that company can meet its short-term current liabilities in time. Liquidity refers to the assets' capacity to be quickly and easily mobilized, in other words, to be quickly and easily turned into money while maintaining their nominal value.

Analysis of the company's liquidity is the analysis of the company's capacity to cover all its financial liabilities.

	31/12/2012	31/12/2013	31/12/2014	31/12/2015	31/12/2016
Cash ratio	0.19	0.18 (-0.01)	0.18 (+0.00)	0.37 (+0.19)	0.12 (-0.25)
Quick ratio	0.50	0.37 (-0.13)	0.39 (+0.02)	0.58 (+0.19)	0.20 (-0.38)
Current ratio	0.70	0.51 (-0.19)	0.49 (-0.02)	0.81 (+0.32)	0.29 (-0.52)



### Conclusion

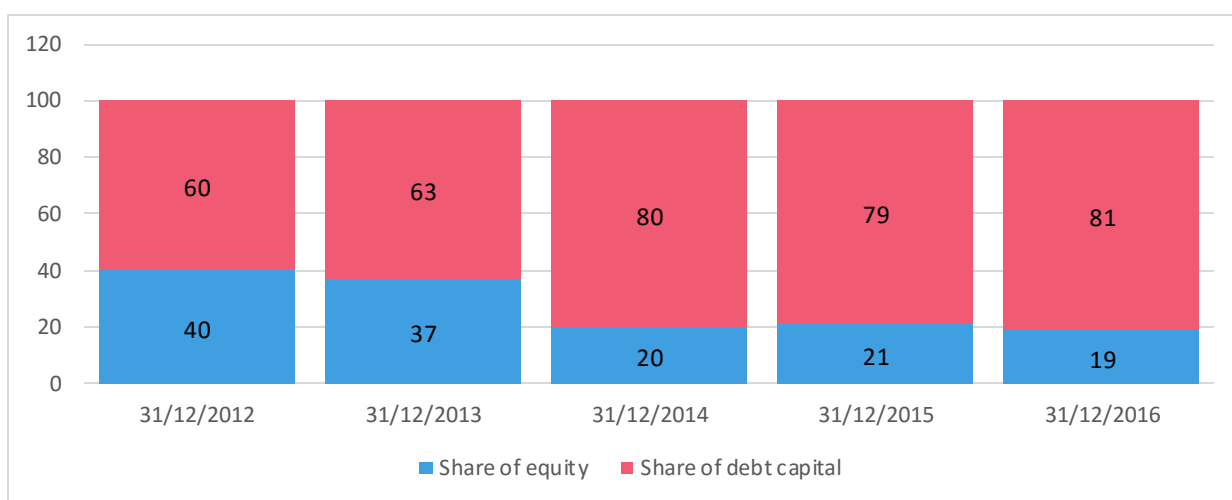
As of 31/12/2016 for repayment of its short-term liabilities the company has not enough cash assets and short-term financial investments, not enough most liquid and quick assets, not enough current assets.

## Gearing and financial risk ratios

Analysis of financial stability is connected with the general structure of finance and the dependence of the company from creditors and investors. Financial stability is determined by ratio of organization own funds to borrowed funds in the composition of funds sources.

	31/12/2012	31/12/2013	31/12/2014	31/12/2015	31/12/2016
Equity-to-total assets ratio	0.40	0.37 (-0.03)	0.20 (-0.17)	0.21 (+0.01)	0.19 (-0.02)
Debt ratio	0.60	0.63 (+0.03)	0.80 (+0.17)	0.79 (-0.01)	0.81 (+0.02)
Financial risk ratio	1.47	1.70 (+0.23)	3.95 (+2.25)	3.84 (-0.11)	4.39 (+0.55)

## Structure of equity and debt capital



## Conclusion

Organization as on 31/12/2016 depends on external creditors.

The share of debt capital in the total sources of activity funding on 31/12/2016 is 81%

Each ruble of equity capital, invested in assets, accounts for 4 rubles 39 kopecks of the borrowed funds as of 31/12/2016.

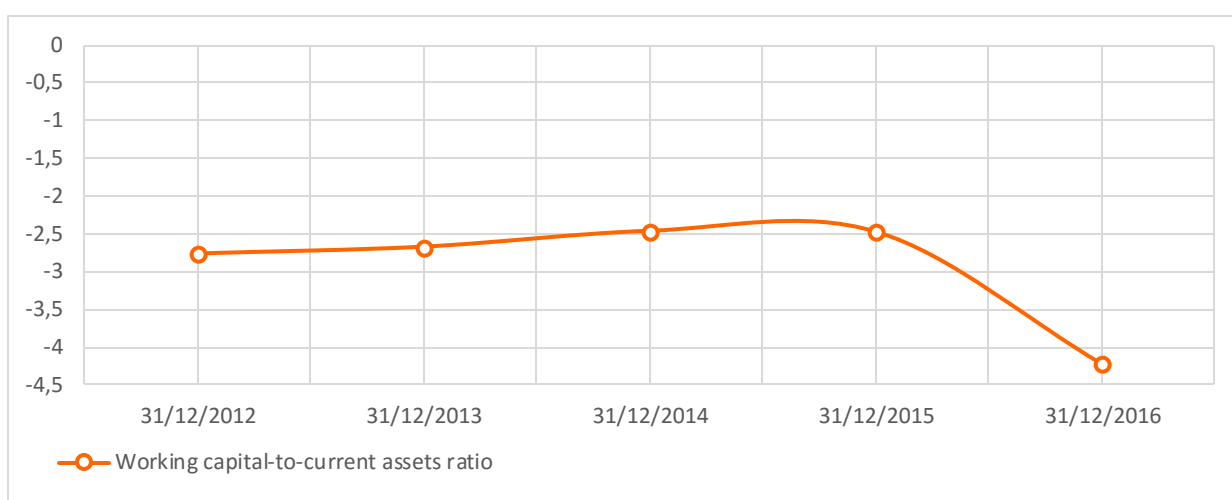
## Working capital-to-current assets ratio

Working capital-to-current assets ratio shows that company has enough working capital for its current activity and financial stability. Recommended value is 0,1; and optimal value is greater than or equal to 0.5.

Working capital-to-current assets ratio is calculated according to the following formula:

$$\frac{(\text{Total in section III.Capital assets} - \text{Total in section I.Capital and reserves})}{(\text{Total in section II.Current assets})}$$

	31/12/2012	31/12/2013	31/12/2014	31/12/2015	31/12/2016
Working capital-to-current assets ratio	-2.76	-2.67	-2.46	-2.47	-4.22



## Conclusion

As on 31/12/2016 organization has not enough own circulating assets necessary for current activities and financial stability.

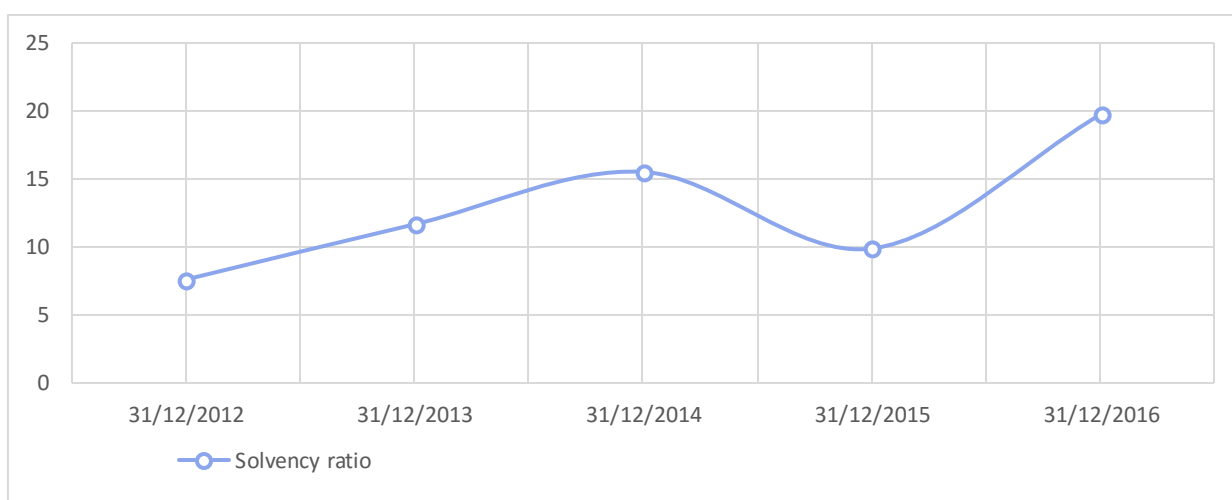
## Solvency ratio

Ratio of solvency under current liabilities shows the situation with current solvency of company, amount of its short-term loan capital and possible time limits for repayment of current indebtedness of company to its creditors. Recommended value is less than 3 months.

Solvency ratio is calculated according to the following formula:

$(\text{Total in section V.Short-term liabilities} \times 12) / \text{Revenue}$

	31/12/2012	31/12/2013	31/12/2014	31/12/2015	31/12/2016
Solvency ratio	7.65	11.71	15.57	9.93	19.77



## Conclusion

As of 31/12/2016 the company can repay credit indebtedness with its proceeds for 19.77 months. Solvency ratio under current liabilities does not comply with the recommended value exceeding it by 16.77 months.

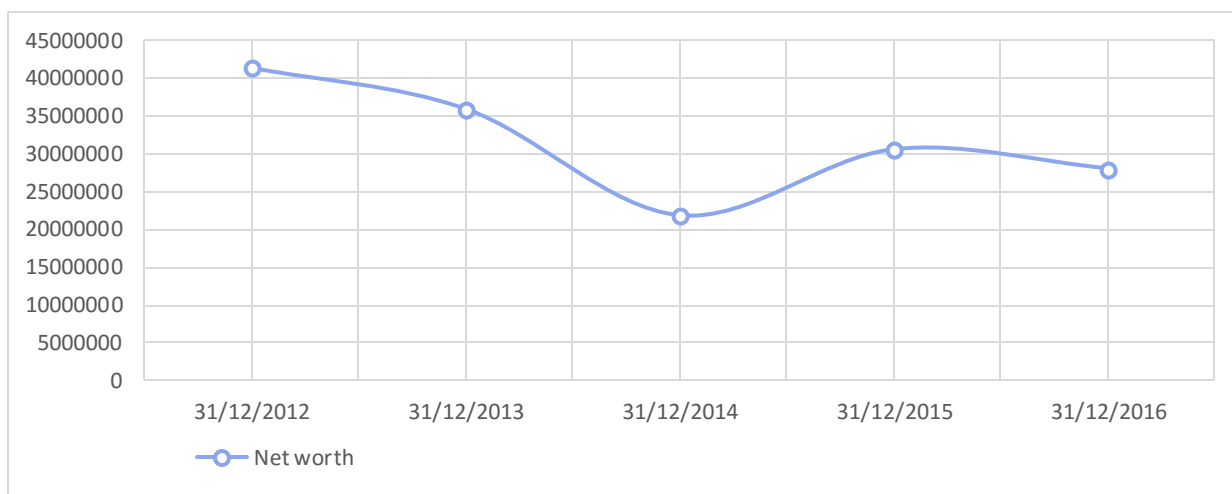
## Net worth

Net worth is defined as the difference between company assets and its liabilities.

Size of Net Worth is calculated according to the following formula:

Net assets = (BALANCE – Co-owners debt) – (Total in section IV.Long-term liabilities + Total in section V.Short-term liabilities – Future income)

	31/12/2012	31/12/2013	31/12/2014	31/12/2015	31/12/2016
Net worth, in thousand rubles	41443954	36011464	21918274	30653775	28156856



## Conclusion

The company is working effectively. It is possible to distribute a profit and increase an authorized capital.

## Profit ratio

Profitability reflects the efficiency of the use of material, labor, monetary and other resources.

	31/12/2012	31/12/2013	31/12/2014	31/12/2015	31/12/2016
Profit margin	39.13	27.59 (-11.54)	38.61 (+11.02)	43.05 (+4.44)	28.81 (-14.24)
Return on equity	20.64	-8.06 (-28.70)	-36.20 (-28.14)	46.86 (+83.06)	39.35 (-7.51)
Return on assets	8.35	-2.99 (-11.34)	-7.31 (-4.32)	9.69 (+17.00)	7.29 (-2.40)

