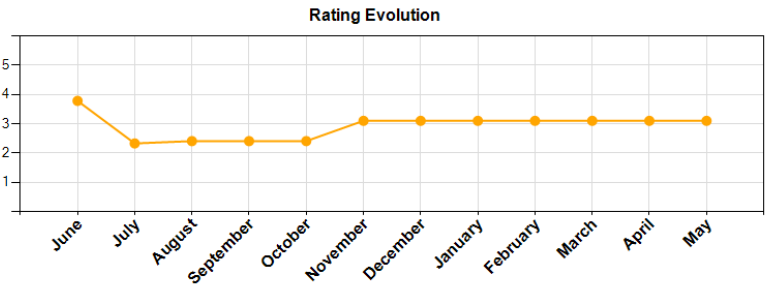
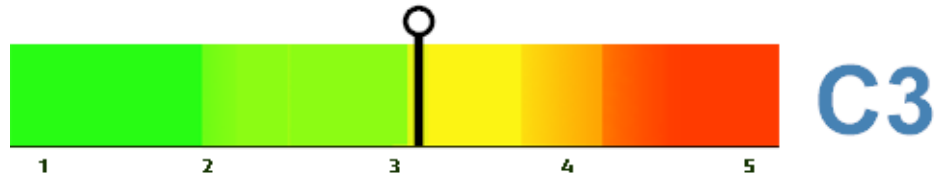




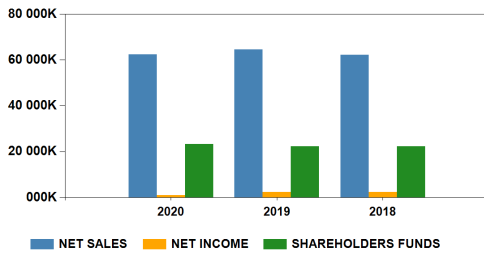
RATING DYNAMIC

- ✔ **Credit Risk Level**
Acceptable Credit Risk
- **Credit Recommendation**
Follow the evolution
- ✔ **Actual Condition**
In activity
- ✘ **Incidents**
Records incidents
- ✔ **Credit Limit**
1.496.393,70



[More Info](#)

FINANCIAL HIGHLIGHTS



	2020	2019	2018
Net Sales	62.449.272,74 ↓	64.603.630,28 ↑	62.284.211,12
Net Income For the Year	994.550,96 ↓	2.343.862,44 ↑	2.298.832,99
Shareholders Funds	23.213.218,46 ↑	22.218.667,50 ↓	22.284.805,06
Stocks	6.234.805,70 ↓	6.770.203,30 ↑	5.522.892,88
Liability	12.581.236,16 ↑	11.538.781,93 ↑	10.934.250,30
Assets	35.794.454,62 ↑	33.757.449,43 ↑	33.219.055,36

SUMMARY

LEGAL FORM	Private Limited Company
CONSTITUTION	12-06-1974
V.A.T. NUMBER / NIF	500302030
EMPLOYEES	650
CAPITAL	1.750.000,00
SALES IN : 2020	62.449.272,74
IMPORT/EXPORT	Yes / Yes
ULTIMATE HOLDING COMPANY	WURTH INTERNATIONAL AG SUIÇA

INCIDENTS

TAX SITUATION

Not in the Debtor List of the Finance Authority

INSOLVENCY PROCEEDINGS

NO

LEGAL ACTIONS (DEFENDANT)

Yes

CONTRIBUTIVE SITUATION (SOCIAL SECURITY)

Not in Debtors Social Security

PER - SPECIAL PROCESS REVITALIZATION

NO

PUBLIC LIST OF EXECUTIONS

Not in Public Execution List

IDENTIFICATION

NAME WURTH (PORTUGAL)-TECNICA DE MONTAGEM LDA

TRUST N°. 38358

V.A.T. NUMBER / NIF 500302030

ADDRESS Estrada Nacional, 249-4 - Abrunheira

LOCALITY 2710-391 - SINTRA

MUNICIPALITY SINTRA

DISTRICT LISBOA

COUNTRY Portugal

TELEPHONE 219157200 , 229442458 , 910696026

FAX 219151331 , 229442462

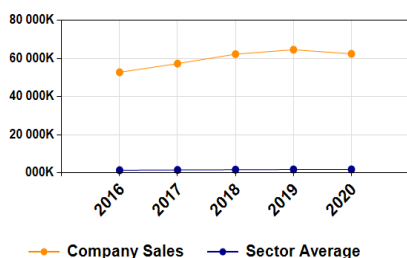
E-MAIL info@wurth.pt

WEB SITE www.wurth.pt

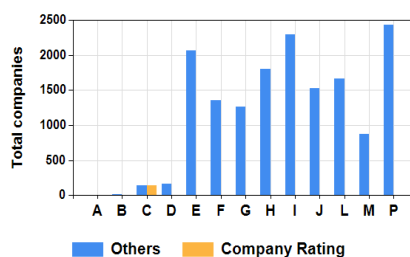
CAE MAIN 46740-Wholesale of hardware, plumbing and articles for plumbing and heating

SECTORAL ANALYSIS CHARTS

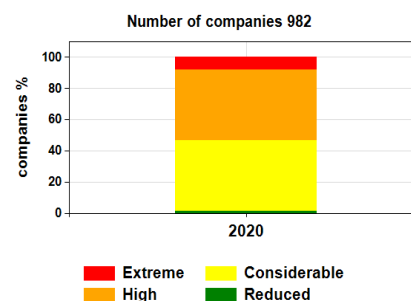
Sales - Sector Comparison



Rating DynamIIC - Sector Comparison



Level Risk - Sectoral Analysis



MANAGEMENT BODIES

MARIA MANUELA DOS SANTOS

Manager

CAPITAL

The Capital is **1.750.000,00**

WITH THE FOLLOWING DISTRIBUTION

	Value	%
WURTH SCHWEIZ AG	105,00	0,006 %
WURTH INTERNATIONAL AG	1.749.895,00	99,994 %

BIOGRAPHIES

Name	SANTOS.,MARIA MANUELA DOS
Funtion	Manager
Links to others companies	The subject has connections with the following company (ies) WURTH MODYF LDA as Manager LADY-SOCIEDADE IMOBILIARIA LDA as Manager CARUSH-SOCIEDADE IMOBILIARIA LDA as Manager WET-SOCIEDADE IMOBILIARIA LDA as Manager EDGEFIELD-SOCIEDADE IMOBILIARIA LDA as Manager DERMEN IMOV HOLDINGS-SOCIEDADE IMOBILIARIA LDA as Manager

LEGAL STRUCTURE

Registered in Sintra with the Register Number 500302030 previous number 8537 in 12-06-1974

Constitution celebrated in 12-06-1974 published on Diário da República a 31-07-1974

To oblige the company it is necessary 1 signature

CHANGES TO SOCIETY

Em 28-12-2016 no Portal MJ de 28-12-2016 resignation of board of directors

Em 06-02-2014 no Portal MJ de 06-02-2014 social change

Em 26-09-2012 no Portal MJ de 16-10-2012 manager change

Em 24-08-2005 no Diário da República de 18-04-2006 manager change

Em 03-04-2002 no Diário da República de 11-10-2002 increase of capital

Em 03-12-1993 no Diário da República de 30-08-1996 head office change

Em 24-07-1991 no Diário da República de 10-02-1992 increase of capital

Em 05-12-1988 no Diário da República de 17-03-1989 increase of capital

Em 01-02-1983 no Diário da República de 01-03-1983 denomination change

ANNUAL FINANCIAL STATEMENTS (LAST 5 YEARS)

Portal MJ em 31-07-2021 annual financial statements ANO: 2020

Portal MJ em 19-09-2020 annual financial statements ANO: 2019

Portal MJ em 11-08-2019 annual financial statements ANO: 2018

Portal MJ em 18-07-2018 annual financial statements ANO: 2017

Portal MJ em 11-07-2017 annual financial statements ANO: 2016

ACTIVITIES

CAE Main 46740 - Wholesale of hardware, plumbing and articles for plumbing and heating

BUSINESS DESCRIPTION

Comércio por grosso de ferramentas, ferragens, máquinas e artigos similares

TRADE MARKS

Wurth

PUBLIC CONTRACT

Publish Date	11-05-2022
Contracting authority	506362299
Contract object	PCD2022020067 - AQUISIÇÃO DE LIXADORA E CONJUNTO DE BITS PARA OFICINA DE CONTRUÇÃO CIVIL
Contract price	317,79 €
Description	PCD2022020067 - AQUISIÇÃO DE LIXADORA E CONJUNTO DE BITS PARA OFICINA DE CONTRUÇÃO CIVIL
CPV	51000000-9 Principal
Contract celebration date	15-02-2022
Deadline	20 dias
Place of execution	Portugal, Porto, Porto

Publish Date	11-05-2022
Contracting authority	506362299
Contract object	PCD2022020066 - AQUISIÇÃO DE BERBEQUIM H26-MLS PARA OFICINA DE SERRALHARIA
Contract price	289,17 €
Description	PCD2022020066 - AQUISIÇÃO DE BERBEQUIM H26-MLS PARA OFICINA DE SERRALHARIA
CPV	51000000-9 Principal
Contract celebration date	15-02-2022
Deadline	20 dias
Place of execution	Portugal, Porto, Porto

Publish Date	04-05-2022
Contracting authority	506362299
Contract object	PC 25 - BUCHA / BROCA
Contract price	209,76 €
Description	PC 25 - BUCHA / BROCA
CPV	44000000-0 Principal
Contract celebration date	25-02-2022
Deadline	20 dias

Place of execution	Portugal, Porto, Porto
Publish Date	03-05-2022
Contracting authority	680009671
Contract object	AD 22/S/00005 - FORNECIMENTO CONTINUADO DE SPRAYS LUBRIFICANTES
Contract price	6.000,00 €
Description	AD 22/S/00005 - FORNECIMENTO CONTINUADO DE SPRAYS LUBRIFICANTES
CPV	24963000-2 Principal
Contract celebration date	03-05-2022
Deadline	1095 dias
Place of execution	Portugal, Lisboa, Loures
Publish Date	16-03-2022
Contracting authority	506362299
Contract object	1, 12, 16 - CADEADO 30MM
Contract price	51,04 €
Description	1, 12, 16 - CADEADO 30MM
CPV	44521000-8 Principal
Contract celebration date	12-10-2021
Deadline	20 dias
Place of execution	Portugal, Porto, Porto
Publish Date	11-03-2022
Contracting authority	506362299
Contract object	1, 12 E 16 - CADEADO
Contract price	41,25 €
Description	1, 12 E 16 - CADEADO
CPV	44521210-3 Principal
Contract celebration date	12-10-2021
Deadline	20 dias
Place of execution	Portugal, Porto, Porto
Publish Date	11-03-2022
Contracting authority	506362299
Contract object	1, 12 E 16 - BROCAS, LIMAS, MADEIRAS, COLAS, BUCHAS, SERRAS
Contract price	1.339,34 €
Description	1, 12 E 16 - BROCAS, LIMAS, MADEIRAS, COLAS, BUCHAS, SERRAS
CPV	44000000-0 Principal
Contract celebration date	12-10-2021
Deadline	20 dias

Place of execution	Portugal, Porto, Porto
Publish Date	08-03-2022
Contracting authority	501121536
Contract object	Consumíveis - Estaleiro
Contract price	3.386,02 €
Description	Consumíveis - Estaleiro
CPV	44190000-8 Principal
Contract celebration date	04-03-2022
Deadline	20 dias
Place of execution	Portugal, Braganca, Torre de Moncorvo
Publish Date	07-03-2022
Contracting authority	506362299
Contract object	1,12 E 16 - LIMAS
Contract price	132,75 €
Description	1,12 E 16 - LIMAS
CPV	44512700-9 Principal
Contract celebration date	12-10-2021
Deadline	20 dias
Place of execution	Portugal, Porto, Porto
Publish Date	05-03-2022
Contracting authority	506362299
Contract object	6 - BROCAS, LIMPA CONTACTOS
Contract price	1.196,91 €
Description	6 - BROCAS, LIMPA CONTACTOS
CPV	43132300-0 Principal
Contract celebration date	09-02-2022
Deadline	20 dias
Place of execution	Portugal, Porto, Porto
Publish Date	05-03-2022
Contracting authority	506362299
Contract object	19 - PROTEÇÃO AURICULAR DESCARTAVEL
Contract price	187,25 €
Description	19 - PROTEÇÃO AURICULAR DESCARTAVEL
CPV	35121000-8 Principal
Contract celebration date	08-10-2021
Deadline	20 dias

Place of execution	Portugal, Porto, Porto
Publish Date	04-03-2022
Contracting authority	506362299
Contract object	44 - BROCAS
Contract price	84,60 €
Description	44 - BROCAS
CPV	44000000-0 Principal
Contract celebration date	21-10-2021
Deadline	20 dias
Place of execution	Portugal, Porto, Porto

4 contracts between dates 04-03-2022 and 04-03-2022

[More Info](#)

GEOGRAPHIC DISTRIBUTION OF SALES

YEAR	INTERNAL MARKET		INTERNATIONAL MARKET				TOTAL
			EU		EXTRA-EU		
2020	62.392.160,50	99,91 %	48.076,31	0,08 %	9.035,93	0,01 %	62.449.272,74
2019	64.545.666,75	99,91 %	48.415,89	0,07 %	9.547,64	0,01 %	64.603.630,28
2018	62.216.865,78	99,89 %	52.668,98	0,08 %	14.676,36	0,02 %	62.284.211,12
2017	57.254.350,06	99,88 %	45.594,10	0,08 %	22.573,19	0,04 %	57.322.517,35
2016	52.707.222,69	99,86 %	51.465,75	0,10 %	23.637,72	0,04 %	52.782.326,16

Source: IES

GEOGRAPHIC DISTRIBUTION OF PURCHASES

YEAR	INTERNAL MARKET		INTERNATIONAL MARKET				TOTAL
			EU		EXTRA-EU		
2020	13.070.591,08	34,53 %	24.136.903,00	63,77 %	642.438,56	1,70 %	37.849.932,64
2019	18.149.068,70	43,50 %	23.131.764,71	55,44 %	440.398,08	1,06 %	41.721.231,49
2018	16.348.513,47	42,53 %	21.617.249,39	56,24 %	473.948,35	1,23 %	38.439.711,21
2017	15.211.635,07	42,40 %	20.376.573,61	56,79 %	289.906,75	0,81 %	35.878.115,43
2016	13.404.270,60	41,16 %	18.928.886,59	58,13 %	231.799,74	0,71 %	32.564.956,93

Source: IES

BANKS AND FINANCIAL INSTITUTIONS

MILLENNIUM BCP	Benfica - Lisboa
NOVO BANCO, SA	Sintra

BANCO BPI, SA	Lisboa
BANCO DO BRASIL, SA	Lisboa
BANCO SANTANDER TOTTA SA	Lisboa
BANKINTER SA - SUCURSAL EM PORTUGAL	Lisboa

SUMMARY OF CLAIMS AGAINST THE COMPANY (LAST 5 YEARS)

YEAR	QUANTITY	TOTAL €
2021	1	77.185,65
2019	2	232.421,82
2018	1	6.500,00
Total	4	316.107,47

INCIDENTS

LEGAL ACTIONS (DEFENDANT)

Date	03-12-2021
Process	5541/21.3T8MTS
Authour	Luíz Aníbal Rodrigues
Type	Common Process Action
Value	77.185,65
County	Matosinhos - Trib. Jud. Com. do Porto

Date	13-11-2019
Process	5133/19.7T8VIS
Authour	Ederlinda Monteiro Figueiredo
Type	Common Process Action
Value	228.371,82
County	Viseu - Trib. Jud. Com. de Viseu

Date	07-01-2019
Process	8/19.2T8CCH
Authour	Município de Coruche - Câmara Municipal de Coruche
Type	Common Process Action
Value	4.050,00
County	Coruche - Trib. Jud. Com. de Santarém

Date	16-05-2018
Process	899/18.4T8PVZ
Authour	Jdl- Acabamentos de Interiores e Pintura, Lda.
Type	Common Process Action
Value	6.500,00
County	Póvoa de Varzim - Trib. Jud. Com. do Porto

SUMMARY OF CLAIMS HOLD BY THE COMPANY

YEAR	QUANTITY	TOTAL €
2022	39	44.087,71
2021	33	53.815,34
2020	20	34.886,40
Total	92	132.789,45

AUTHOUR

Date	19-04-2022
Process	21068/22.3YIPRT
Réu	ZE MAU REBOQUES LDA
Type	Acção Esp.Cump.Obrig.DL269/98 (superior Alçada 1ªInstª)
Value	660,25
County	Sintra - Trib. Jud. Com. de Lisboa Oeste

Date	07-04-2022
Process	21054/22.3YIPRT
Réu	CONVIMOR UNIPessoal LDA
Type	Acção Esp.Cump.Obrig.DL269/98 (superior Alçada 1ªInstª)
Value	1.387,59
County	Sintra - Trib. Jud. Com. de Lisboa Oeste

Date	12-03-2022
Process	4512/22.7T8SNT
Réu	ANSIURB CONSTRUCAO E URBANISMO UNIPessoal LDA
Type	Execução Sumária
Value	990,18
County	Sintra - Trib. Jud. Com. de Lisboa Oeste

Date	12-03-2022
Process	4508/22.9T8SNT
Réu	AUTO ALMADA UNIPessoal LDA
Type	Execução Sumária
Value	956,20
County	Sintra - Trib. Jud. Com. de Lisboa Oeste

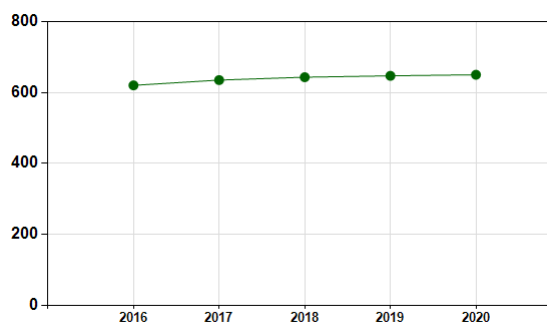
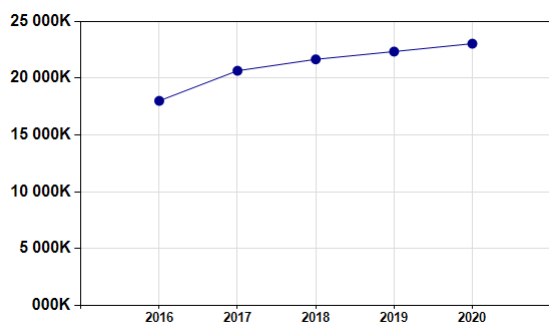
Date	12-03-2022
Process	4509/22.7T8SNT
Réu	MONTRAPOENTE UNIPessoal LDA
Type	Execução Sumária

Value	699,15
County	Sintra - Trib. Jud. Com. de Lisboa Oeste
Date	12-03-2022
Process	4510/22.0T8SNT
Réu	WALKING MERIDIAN UNIPessoal LDA
Type	Execução Sumária
Value	514,23
County	Sintra - Trib. Jud. Com. de Lisboa Oeste
Date	12-03-2022
Process	4513/22.5T8SNT
Réu	ALFRASIL UNIPessoal LDA
Type	Execução Sumária
Value	1.149,06
County	Sintra - Trib. Jud. Com. de Lisboa Oeste
Date	12-03-2022
Process	4511/22.9T8SNT
Réu	MANUEL ACACIO JESUS SOUSA LDA
Type	Execução Sumária
Value	2.201,78
County	Sintra - Trib. Jud. Com. de Lisboa Oeste
Date	22-02-2022
Process	3281/22.5T8SNT
Réu	LUIS E FILIPE DINIS INST.ELETRICAS LDA
Type	Execução Sumária
Value	875,61
County	Sintra - Trib. Jud. Com. de Lisboa Oeste
Date	22-02-2022
Process	3277/22.7T8SNT
Réu	ALVES NEGREIRO UNIPessoal LDA
Type	Execução Sumária
Value	927,78
County	Sintra - Trib. Jud. Com. de Lisboa Oeste

EMPLOYEES

Personnel costs

Employees



YEAR	TOTAL	WOMEN		MEN	
2020	650	84	13 %	566	87 %
2019	647	81	13 %	566	87 %
2018	643	73	11 %	570	89 %
2017	635	69	11 %	566	89 %
2016	620	63	10 %	557	90 %

Source: IES

INSURANCE

Tranquilidade Seguros SA

Assicurazione Generali SPA

Victoria Seguros SA

Companhia de Seguros Açoreana SA

Companhia Seguros Allianz Portugal SA

HEAD OFFICE AND INSTALLATIONS

HEADQUARTERS

Estrada Nacional - 249-4 - Abrunheira 2710-691, SINTRA

OTHER ADDRESSES AND CONTACTS

R.DOS CAMPONESES,356,AREA COMERCIAL IND.- VALE DO SEPAL 2400, LEIRIA ,Tel: 244815688 ,Fax: 244814313

AVENIDA BARROS E SOARES 4715-214, BRAGA ,Tel: 253681236 ,Fax: 253276203

R.ALTO DAS FORCADAS-PONTE DE EIRAS-COIMBRA NORTE 3020-323, COIMBRA ,Tel: 239432293 ,Fax: 239813367

ESTRADA NACIONAL 125 -KM 89.2 - QUATRO ESTRADAS 8125-204, QUARTEIRA ,Tel: 289395090 ,Fax: 289395099

AV.TEN.COR.SILVA SIMÕES, Nº9 -LOTE 1-ZONA INDUSTRIAL DE ABRAVESES 3510-197, VISEU ,Tel: 232451454 ,Fax: 232451439

RUA JOAQUIM DIAS DA ROCHA , Nº 141- ZONA INDUSTRIAL DA MAIA I -SECTOR X 4470-211, MAIA ,Tel: 229442458 ,Fax: 229442462

RUA DA PAZ Nº 1 -CACIA PARK-ERVIDEIRO 3800-587, CACIA ,Tel: 234310516 ,Fax: 234310585

ESTRADA NACIONAL Nº5-PAU QUEIMADO-AFONSOEIRO-ARMAZEM 4 2870-500, MONTIJO ,Tel: 212317838 ,Fax: 212317843

RUA DO ROCHAO Nº 471-ARMAZEM D -FREGUESIA DE VILELA 4580-705, VILELA PRD ,Tel: 255873572 ,Fax: 255873573

ESTRADA DO AEROPORTO, EDIFICIO CASAIS DA QUINTA, BLOCO A, LOJA C 9125-086, CANICO ,Tel: 211989871 ,Fax: 211989874

NUCLEO EMPRESARIAL CORAÇÃO DE CREL, ESTRADA MUNICIPAL DE PINTÉUS 541, FRACÇÃO E 2660-001, FRIELAS ,Tel: 211989881 ,Fax: 211989884

RUA DAS LAGES, ARMAZÉM 18, CANELAS 4410-272, CANELAS VNG ,Tel: 211989170 ,Fax: 211989174

PARQUE EXPOJOPER, LOTE A5, E.N. 8 KM 44 2560-629, TORRES VEDRAS ,Tel: 261092937 ,Fax: 211989134

RECTA DA PORTELA - LUGAR DE RAMALHÃO 5000-101, VILA REAL ,Tel: 211989180 ,Fax: 211989184

ESTRADA NACIONAL Nº1,KM 35 (POSTO COMBUSTIVEL PRIO) 2580-374, ALENQUER ,Tel: 263099049 ,Fax: 211989109

R.CORINO DE ANDRADE, 10 1600-604, LISBOA ,Tel: 210996960 ,Fax: 211989119

Rua dos Ófícios Lt. 15 Loja B Zona Industrial Coca Maravilhas 8500-483, PORTIMAO ,Tel: 282099052 ,Fax: 211989119

Caminho Velho do Pico da Pedra, nº 104, LT1.31 9500-702, PONTA DELGADA ,Tel: 296098762 ,Fax: 211989119

RUA DA OLIVEIRA MARTINS, 2, PAIVAS 2845-381, AMORA ,Tel: 211989189 ,Fax: 210987917

PCT EDUARDO ROSA MENDES 14 r/c Esq 2005-174 SANTARÉM 2005-174, SANTAREM ,Tel: 211989156 ,Fax: 243156201

RUA 25 DE ABRIL, Nº 215, R/C ESQ 4835-408, GUIMARAES ,Tel: 253096676 ,Fax: 211989157

Rua Dr. Alfredo Valente da Silva Terra, 45 e 47 4520-143, SANTA MARIA DA FEIRA ,Tel: 256026234 ,Fax: 211989158

PREVIOUS ADDRESSES

Rua Engenheiro Nobre Guedes, 11-2º Esq. 1500, LISBOA

Rua Engenheiro Paulo de Barros, 14 1500, LISBOA

Rua Duarte Pacheco Pereira, 37 - Loja 2720, AMADORA

Rua Augusto Lessa, 243 4200, PORTO

Rua Óscar Silva, 213 4200, PORTO

Rua Garcia da Orta, 48/B 2720, AMADORA

PARTICIPATIONS

DIRECT PARTICIPATIONS

NAME	WURTH MODYF LDA
TRUST Nº.	1017312
ADDRESS	ESTRADA NACIONAL 249 - 4, ABRUNHEIRA
LOCALITY	2710-204 SINTRA
COUNTRY	PORTUGAL
C.A.E.	46421 - Wholesale of clothing and accessories
CAPITAL	50.000,00
PARTICIPATION	70,00 %

SPECIAL INFORMATION

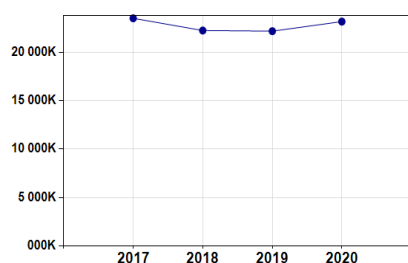
EVENT	GENERAL DESCRIPTION
Outra Informação	Wurth Portugal pertence ao grupo Wurth, multinacional lider de mercado na area da fixação e montagem profissional estando representada em 84 paises e constituído por mais de 400 empresas.

Declaração do Estado de Emergência/Calamidade em Portugal (COVID19)

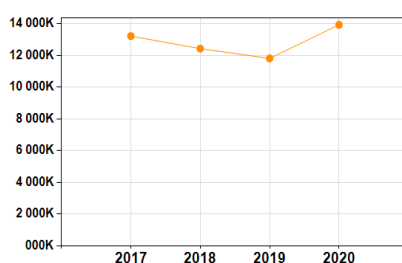
O estado de emergência iniciou-se em Portugal às 00h00m do dia 19 de março/2020, ao abrigo do Decreto do Presidente da República n.º 14-A/2020, de 18 de março e prolongou-se até às 23h59m do dia 2 de maio/2020, tendo cessado a partir desse momento. A partir daí, passou a vigorar o estado de calamidade alternando com situações de estado de emergência, situação de contingência e situação de alerta que ainda vigora até aos dias de hoje.

FINANCIAL DEMONSTRATION SNC

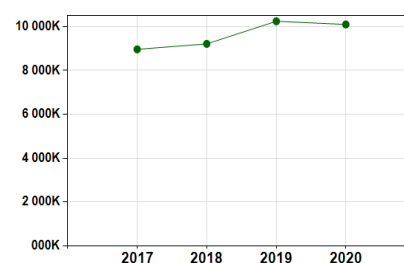
Shareholders Funds



Cash Flow



General indebtedness



BALANCE SHEET SNC

YEAR: 2020

COIN EUROS

	2020	2019	2018	2017	%VAR 2020 / 19	AVERAGE CAE	AVERAGE SIZE SECTOR CAE
ASSETS							
NON-CURRENT ASSETS							
Tangible fixed assets	10.645.392,24	10.837.141,08	10.468.709,12	10.724.379,09	(1.77)%	352.525,50	9.624.269,43
Investment properties	-	-	-	-	-	212.732,21	-
Goodwill	-	-	-	-	-	34.831,66	570.514,07
Intangible assets	15.361,11	88.581,95	248.396,95	435.474,73	(82.66)%	11.649,44	68.891,42
Biological assets	-	-	-	-	-	-	-
Financial participations - patrimonial equity method	35.000,00	35.000,00	35.000,00	35.000,00	0.00 %	518.789,17	952.099,49
Financial participations - other methods	-	-	-	-	-	32.160,81	74.064,22
Shareholders/partners	-	-	-	-	-	13.049,39	-
Other financial assets	76.503,74	58.273,47	43.427,73	-	31.28 %	30.492,82	76.503,74
Deferred tax assets	994.957,14	681.838,98	784.546,74	824.699,21	45.92 %	64.656,97	560.439,20
Financial investments(exclusive use by small entities and micro entities)	-	-	-	-	-	17.153,14	-
Total	11.767.214,23	11.700.835,48	11.580.080,54	12.019.553,03	0.57 %	356.851,05	11.566.240,54
CURRENT ASSETS							
Inventories	6.234.805,70	6.770.203,30	5.522.892,88	5.384.746,45	(7.91)%	614.409,55	10.562.175,17
Biological assets	-	-	-	-	-	-	-
Costumers	12.001.524,41	12.329.471,78	12.642.811,50	12.096.262,36	(2.66)%	442.617,43	10.903.914,21
Advances to suppliers	-	-	-	-	-	61.666,13	-

State and other public entities	-	-	-	-	-	14.364,66	2.305,91
Shareholders/partners	-	-	-	-	-	32.381,06	-
Other accounts receivable	5.033.537,42	1.583.701,74	2.983.627,93	1.375.441,52	217.83 %	208.958,46	5.119.218,09
Deferrals	189.953,48	182.973,53	160.224,61	151.359,31	3.81 %	5.323,54	164.852,84
Financial assets held for trading	-	-	-	-	-	22.227,39	4.057,56
Other financial assets	-	-	-	-	-	3.128,74	-
Non-current assets held for sale	-	-	-	-	-	4.630,02	-
Other current assets	-	-	-	-	-	25.896,51	-
Cashier and bank deposits	567.419,38	1.190.263,60	329.417,90	3.172.223,94	(52.33)%	210.913,76	494.552,78
Total	24.027.240,39	22.056.613,95	21.638.974,82	22.180.033,58	8.93 %	1.235.047,54	27.247.894,82
TOTAL ASSET	35.794.454,62	33.757.449,43	33.219.055,36	34.199.586,61	6.03 %	1.589.855,55	38.814.135,35

SHAREHOLDERS FUNDS AND LIABILITIES

SHAREHOLDERS FUNDS

Capital	1.750.000,00	1.750.000,00	1.750.000,00	1.750.000,00	0.00 %	182.517,01	4.497.500,00
Own shares	-	-	-	-	-	(178.217,80)	(600.000,00)
Other shareholders funds instruments	-	-	-	-	-	127.511,81	-
Emission premiums	-	-	-	-	-	114.049,98	-
Legal reserves	350.000,00	350.000,00	350.000,00	350.000,00	0.00 %	41.965,67	602.500,00
Other reserves	19.500.195,32	17.156.332,88	17.267.499,89	18.944.852,84	13.66 %	533.294,10	10.752.570,31
Net retained	618.472,18	618.472,18	618.472,18	618.472,18	0.00 %	225.588,03	2.965.130,44
Adjustments on financial assets	-	-	-	-	-	87.209,01	-
Revaluation surplus	-	-	-	-	-	148.733,46	998.169,19
Other shareholders funds changes	-	-	-	-	-	32.918,22	1.127.658,07
Total	22.218.667,50	19.874.805,06	19.985.972,07	21.663.325,02	11.79 %	794.024,81	19.580.614,37
Net income for the period	994.550,96	2.343.862,44	2.298.832,99	1.892.647,05	(57.57)%	98.611,21	2.554.124,97
Antecipated dividends	-	-	-	-	-	-	-
TOTAL OF SHAREHOLDERS FUNDS	23.213.218,46	22.218.667,50	22.284.805,06	23.555.972,07	4.48 %	890.189,56	22.134.739,34

LIABILITY

NON-CURRENT LIABILITIES

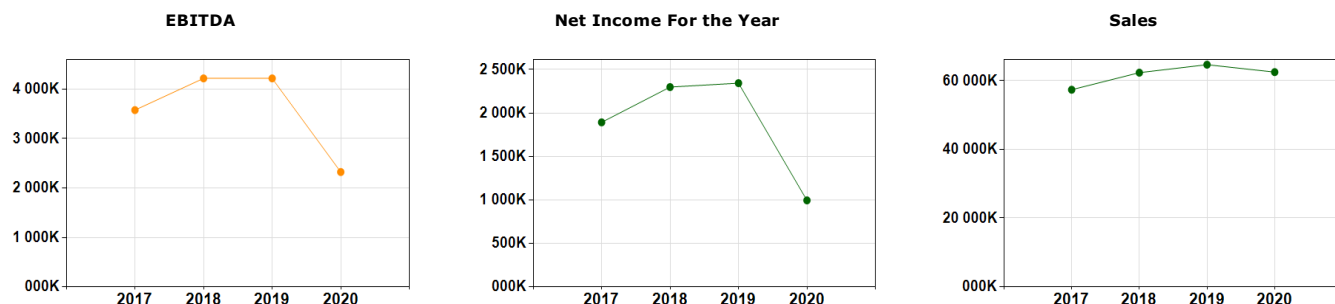
Provisions	2.477.100,00	1.289.500,00	1.716.200,00	1.675.590,00	92.10 %	65.454,78	2.477.100,00
Financing obtained	-	-	-	-	-	242.189,73	3.514.557,10
Responsability for post-employment benefits	-	-	-	-	-	208,33	-
Diferred taxes liabilities	-	-	-	-	-	49.995,02	432.407,97
Other payable accounts	-	-	-	-	-	45.401,27	-
Total	2.477.100,00	1.289.500,00	1.716.200,00	1.675.590,00	92.10 %	178.174,11	3.212.032,54

CURRENT LIABILITIES

Suppliers	1.795.110,32	1.447.100,57	1.265.009,46	1.043.329,31	24.05 %	267.222,93	5.703.853,31
-----------	--------------	--------------	--------------	--------------	---------	------------	--------------

Advances from costumers	-	-	-	-	-	12.478,36	-
State and other public entities	2.995.814,00	2.617.395,35	3.122.310,99	2.667.105,17	14.46 %	65.780,01	2.313.259,55
Shareholders/partners	-	-	-	-	-	156.460,16	-
Financing obtained	-	-	-	-	-	290.310,19	4.022.900,61
Other payable accounts	5.313.211,84	6.184.786,01	4.830.729,85	5.257.590,06	(14.09)%	145.055,59	3.438.800,32
Deferrals	-	-	-	-	-	15.467,94	-
Financial liabilities held for trading	-	-	-	-	-	-	-
Other financial liabilities	-	-	-	-	-	96,24	-
Non-current liabilities held for sale	-	-	-	-	-	-	-
Other current liabilities	-	-	-	-	-	36.830,89	-
Total	10.104.136,16	10.249.281,93	9.218.050,30	8.968.024,54	(1.42)%	524.172,60	13.467.363,48
TOTAL LIABILITIES	12.581.236,16	11.538.781,93	10.934.250,30	10.643.614,54	9.03 %	702.346,71	16.679.396,02
TOTAL SHAREHOLDERS FUNDS AND LIABILITIES	35.794.454,62	33.757.449,43	33.219.055,36	34.199.586,61	6.03 %	1.589.855,55	38.814.135,35

INCOME STATEMENT



INCOME AND EXPENSES

Sales and services	62.449.272,74	64.603.630,28	62.284.211,12	57.322.517,35	(3.33)%	1.836.053,24	51.452.325,46
Operating government grants	410.043,30	3.674,00	2.171,23	12.843,11	11060.68 %	6.755,34	216.653,32
Gains/losses allocated subsidiaries, associates and joint ventures	-	-	-	-	-	27.684,97	(29.693,60)
Variation in production inventories	-	-	-	-	-	5.081,65	-
Work for the entity itself	-	-	-	-	-	2.082,91	-
Cost of goods sold and materials consumed	27.208.224,07	27.762.781,01	26.734.551,53	24.391.207,56	(2.00)%	1.297.776,66	24.612.937,65
Suppliers and external services	11.167.106,17	12.691.140,06	11.637.013,25	10.811.729,44	(12.01)%	159.801,23	8.082.487,29
Personnel costs	23.047.897,51	22.354.502,46	21.671.366,59	20.665.181,69	3.10 %	262.062,73	14.977.990,96
Impairment of inventories (losses/reversals)	10.000,00	20.000,00	(70.000,00)	60.000,00	(50.00)%	5.997,90	10.000,00
Impairment of receivables (losses/reversals)	290.887,15	26.040,82	(76.020,25)	2.056,32	1017.04 %	17.217,16	142.615,88
Provisions (increases/reductions)	1.187.600,00	(426.700,00)	40.610,00	(399.260,00)	(378.32)%	26.385,66	1.187.600,00
Impairment of investments not depreciable/amortizable (losses/reversals)	-	-	-	-	-	18.903,67	-

Other impairments (losses/reversals)/impairments (losses/reversals) (exclusive use by small entities and microentities)	-	-	-	-	-	957,13	-
Increases/decreases in fair value	-	-	-	-	-	303,86	-
Other income and gains	2.512.528,10	2.217.328,12	2.084.146,93	2.034.204,28	13.31 %	31.832,19	1.682.481,26
Other expenses and losses	136.588,09	179.222,88	215.322,60	262.887,56	(23.79)%	18.858,20	167.480,84
Result before depreciation, financing costs and taxes	2.323.541,15	4.217.645,17	4.217.685,56	3.575.762,17	(44.91)%	159.907,89	4.754.300,64
Expenses/reversals of depreciation and amortization	619.018,15	663.568,69	673.972,13	576.984,39	(6.71)%	34.840,29	981.780,86
Impairment of investments depreciable/amortizable (losses/reversals)	-	-	-	-	-	-	-
Operating result (before financing costs and taxes)	1.704.523,00	3.554.076,48	3.543.713,43	2.998.777,78	(52.04)%	131.499,65	3.772.519,78
Interest and similar income obtained	8.715,95	20.789,82	20.501,22	19.153,58	(58.08)%	953,70	8.715,95
interest and similar expenses incurred	1.806,15	3.296,10	5.229,19	4.964,54	(45.20)%	10.566,46	126.171,04
Net before taxes	1.711.432,80	3.571.570,20	3.558.985,46	3.012.966,82	(52.08)%	124.560,15	3.650.706,72
Income tax of the period	716.881,84	1.227.707,76	1.260.152,47	1.120.319,77	(41.61)%	31.957,67	1.096.581,75
Net profit for the period	994.550,96	2.343.862,44	2.298.832,99	1.892.647,05	(57.57)%	96.904,48	2.554.124,97
Results of discontinued operations (net of taxes) included in the net income of the period	-	-	-	-	-	-	-

RATIOS SNC

TURNOVER RATIOS	2020	2019	2018	2017	AVERAGE CAE	AVERAGE SIZE SECTOR CAE
Shareholder's Funds Profitability (Net Income / Shareholders Funds) (%)	4,28	10,55	10,32	8,03	10,89	11,54
Return on Assets (Operating Result / Total Asset) (%)	4,76	10,53	10,67	8,77	8,27	9,72
Sales Net Profitability (Net Income / Sales) (%)	1,59	3,63	3,69	3,30	5,28	4,96
EFFICIENCY RATIOS						
Medium Term Receivable (Costumers / Sales) * 365 (d)	70,15	69,66	74,09	77,02	88,00	77,35
Medium Term Payable (Suppliers / Purchases + Suppliers and external services)*365 (d)	17,31	12,66	12,01	10,61	72,99	77,35
Asset Rotation (Sales / Toral Asset) (%)	174,47	191,38	187,50	167,61	115,52	132,56
PRODUCTIVITY RATIOS						
Gross Added Value / Employee (#)	41.322,96	40.481,44	40.098,98	37.643,69	42.422,84	43.966,85
Sales / Employee (#)	96.075,80	99.851,05	96.865,03	90.271,68	185.288,38	3.683,46
Productivity (Gross Added Value / Personnel costs) (#)	1,17	1,17	1,19	1,16	1,50	3.683,46
SHORT TERM RATIOS						

General Liquidity (Current Assets / Current Liabilities) (#)	2,38	2,15	2,35	2,47	2,36	2,02
Reduced Liquidity (Current Assets - Inventories / Current Liabilities) (#)	1,76	1,49	1,75	1,87	1,18	1,24
Immediate Liquidity (Cashier and bank deposits / Current Liabilities) (#)	0,06	0,12	0,04	0,35	0,40	0,04

MEDIUM LONG TERM RATIOS

Financial Autonomy (Shareholders Funds / Total Asset) (%)	64,85	65,82	67,08	68,88	55,98	57,03
Solvability(Shareholders Funds / Total Liabilities) (%)	184,51	192,56	203,81	221,32	126,69	132,71
Debt Structure (Current Liabilities / Total Liabilities) (%)	80,31	88,82	84,30	84,26	74,63	80,74
General Debt (Total Liabilities / Total Asset) (%)	35,15	34,18	32,92	31,12	44,19	42,97
Debt Capacity (Shareholders Funds / Shareholders Funds + Non Current Liabilities)(%)	90,36	94,51	92,85	93,36	83,32	87,33
Capital Structure (Shareholder's Funds / Non Current Liabilities) (%)	937,11	1.723,05	1.298,50	1.405,83	499,38	689,12

OPERATIONAL AND FINANCIAL RISK

Operational Leverage Level (OLL) (Gross Margin / Operating Result) (#)	20,68	10,37	10,03	10,98	4,09	7,11
Financial Leverage Level (FLL) (Gross Operating Profit / Operating Result) (#)	1,00	1,00	1,00	1,00	1,06	1,03
Combined Leverage Level (OLL x FLL) (#)	20,59	10,31	9,99	10,93	4,32	7,35

CASH FLOW STATEMENT

RUBRICS	2020	2019	PERIODS
CASH FLOWS FROM OPERATIONAL ACTIVITIES			
Customers receipts	64.819.582,17	66.896.864,38	(3.11)%
Payments to suppliers	37.371.556,02	41.402.144,22	(9.74)%
Payments to employees	22.614.828,33	22.530.818,04	0.37 %
Cash at bank generated from operations	4.833.197,82	2.963.902,12	63.07 %
Payment/receipt of income tax	(1.057.419,32)	(1.365.005,07)	(22.53)%
Other receipts/payments	(4.035.059,93)	2.536.690,22	(259.07)%
Cash Flows from Operational Activities (A)	(259.281,43)	4.135.587,27	(106.27)%
CASH FLOWS' INVESTMENT ACTIVITIES			
Payments regarding:			
Fixed tangible assets	339.448,47	865.985,65	(60.80)%
Intangible assets	14.600,00	6.200,00	135.48 %
Financial investments	18.230,27	14.845,74	22.80 %
Other assets	-	-	-
Receipts from:			
Fixed tangible assets	-	1.500,00	-
Intangible assets	-	-	-

Financial investments	-	-	-
Other assets	-	-	-
Investment subsidies	-	-	-
Interest and similar income	8.715,95	20.789,82	(58.08)%
Dividends	-	-	-
Cash Flows' Investments Activities (B)	(363.562,79)	(864.741,57)	(57.96)%
CASH FLOWS' INVESTMENT ACTIVITIES			
Receipts from:			
Obtained financing	-	-	-
Paying-up of capital and other equity instruments	-	-	-
Coverage of losses	-	-	-
Donations	-	-	-
Other financing operations	-	-	-
Payments regarding:			
Obtained financing	-	-	-
Interests and similar expenses	-	-	-
Dividends	-	2.410.000,00	-
Capital's redution and other equity instruments	-	-	-
Other financing operations	-	-	-
Cash Flows' Financing Activities ©	0,00	(2.410.000,00)	-
Variation in cash at bank and its equivalents (A+B+C)	(622.844,22)	860.845,70	(172.35)%
Effect of exchange differences	-	-	-
Cash at bank and its equivalents at the start of period	1.190.263,60	329.417,90	261.32 %
Cash at bank and its equivalents at the end of period	567.419,38	1.190.263,60	(52.33)%

CASH FLOWS

MOVEMENTS OF THE PERIOD 2020

RUBRICS	INITIAL BALANCE	DEBITS	CREDITS	FINAL BALANCE
PERIOD'S CARRYING AMOUNT AND MOVEMENTS				
Cash in hand	3.050,00	350	-	3.400
Order deposits	1.187.213,6	-	623.194,22	564.019,38
Other bank deposits	-	-	-	0,00
Total cash at bank and bank deposits	1.190.263,6	350	623.194,22	567.419,38
Of which: Bank deposits abroad	-	-	-	0,00

OTHER INFORMATION

RECEIPTS FROM:

Non-life insurance claims	-
Operating subsidies	410.043,30
Cash at bank and its equivalents not available for use	-

ASSETS IMPAIRMENT

MOVEMENTS OF THE PERIOD 2020

RUBRICS	IMPAIRMENT LOSSES			IMPAIRMENT LOSSES REVERSALS		
	RECOGNIZED IN PROFIT AND LOSS	ON REVALUED ASSETS RECOGNIZED IN EQUITY	TOTAL	RECOGNIZED IN PROFIT AND LOSS	RECOGNIZED IN EQUITY	TOTAL
Individual assets						
Fixed tangible assets	-	-	0,00	-	-	0,00
Goodwill	-	0,00	0,00	0,00	0,00	-
Intangible fixed assets	-	-	0,00	-	-	0,00
Investment properties (cost model)	-	0,00	0,00	-	0,00	0,00
Investments in progress	-	0,00	0,00	-	0,00	0,00
Financial investments	-	0,00	0,00	-	0,00	0,00
Total	0,00	0,00	0,00	0,00	0,00	0,00
of which: cash-generating units	-	0,00	0,00	-	0,00	0,00

GOVERNMENT GRANTS AND GOVERNMENT ASSISTANCE

RUBRICS	GRANTS FROM STATE AND OTHER PUBLIC BODIES		GRANTS FROM OTHER ENTITIES	
	VALUE ASSIGNED IN THE PERIOD OR IN PREVIOUS PERIODS	VALUE ATTRIBUTED TO THE PERIOD	VALUE ASSIGNED IN THE PERIOD OR IN PREVIOUS PERIODS	VALUE ATTRIBUTED TO THE PERIOD
Grants related to assets/investment	-	0.00	-	0.00
Fixed tangible assets	-	0.00	-	0.00
Land and Natural Resources	-	-	-	-
Buildings and other structures	-	-	-	-
Basic equipment	-	-	-	-
Transport equipment	-	-	-	-
Office equipment	-	-	-	-
Biological equipment	-	-	-	-
Others	-	-	-	-
Intangible assets	-	0.00	-	0.00
Development projects	-	-	-	-
Computer programmes	-	-	-	-

Industrial property	-	-	-	-
Others	-	-	-	-
Other assets	-	-	-	-
Grants related to income / operating	-	410.043,30	-	-
Value of repayments in the period:	-	0.00	-	0.00
Grants related to assets/investment	-	-	-	-
Grants related to income / operating	-	-	-	-
TOTAL	-	410.043,30	-	0.00

IMPAIRMENT LOSSES IN FINANCIAL ASSETS AT COST OR AT AMORTIZED COST

MOVEMENTS OF THE PERIOD 2020

RUBRICS	IMPAIRMENT LOSSES	IMPAIRMENT LOSSES REVERSALS	TOTAL
Receivable debts from customers	290.887,15	-	290.887,15
Other receivables	-	-	0.00
Equity instruments and other securities	-	-	0.00
Others	-	-	0.00
TOTAL	290.887,15	0.00	290.887,15

DEBTS REGISTERED AS DOUBTFUL

RUBRICS	VALUE
Regarding insolvency and company recovery procedures or enforcement procedures	-
Claimed in court	1.017.631,76
In arrears:	568.121,87
Over six months and up to twelve months	173.995,67
Over twelve months and up to eighteen months	114.235,48
Over eighteen months and up to twenty four months	66.775,63
Over twenty four months	213.115,09
TOTAL	1.585.753,63

EMPLOYEE BENEFITS, COMPANY EMPLOYEES AND PERSONNEL COSTS

RUBRICS	AVERAGE NUMBER OF EMPLOYEES	AVERAGE NUMBER OF HOURS WORKED
Persons employed by the company		
Company employees, paid and unpaid	650	1.082.954
Paid company employees	650	1.082.954
Company UNPAID employees	0	0
Company employees, by type of working hours		
Full time company employees	650	1.082.954
Of which: Full time company employees	650	1.082.954

Part time company employees	0	0
Of which: Part time company employees	-	-
Company employees, by gender:		
Men	566	945.376
Women	84	137.578
Company employees, of which:		
Company employees assigned to Research and Development	-	-
Service providers	-	-
People placed through temporary employment agencies	-	-

STAFF COSTS

RUBRICS	VALUE
Staff costs	23.047.897,51
Governance Bodies Remuneration	-
Of which: Profit-sharing	-
Employees remuneration	18.208.875,82
Of which: Profit-sharing	-
Post-employment benefits	0,00
Pension premiums	-
Other benefits	-
Dos quais:	
For defined contribution plans - corporate bodies	-
For defined contribution plans - others	-
Compensations	102.527,96
Charges on remunerations	3.758.601,30
Insurance for accidents at work and professional diseases	435.581,03
Social security expenses	504.411,24
Other staff costs	37.900,16
Of which:	
Expenditure on education	10.724,72
Expenditure on uniforms	8.047,59

INFORMATION BY GEOGRAPHIC MARKETS

RUBRICS	GEOGRAPHIC MARKETS			
	INTERNAL	EU	EXTRA-EU	TOTAL
Sales	62.392.160,50	48.076,31	9.035,93	62.449.272,74
Services provided	-	-	-	0,00
Purchases	3.466.834,31	22.573.553,60	642.438,56	26.682.826,47

Supplies and external services	9.603.756,77	1.563.349,40	0,00	11.167.106,17
Acquisition of fixed tangible assets	274.368,76	65.079,71	0,00	339.448,47
Acquisition of investment properties	-	-	-	0,00
Acquisition of intangible assets	-	14.600,00	0,00	14.600,00
Supplementary income:	1.307.307,79	0,00	0,00	1.307.307,79
Social services	-	-	-	0,00
Equipment rental	-	-	-	0,00
Studies, projects and technological assistance	-	-	-	0,00
Royalties	-	-	-	0,00
Others	1.307.307,79	-	-	1.307.307,79
Memorandum: Sales and services provided (undiscounted values)	-	-	-	0,00
Memorandum: Purchases and supplies and external services (undiscounted values)	-	-	-	0,00

RECEIVABLE AND PAYABLE ACCOUNTS

RUBRICS	2020	2019	PERIODS
CUSTOMERS			
Trade accounts receivable	14.541.747,15	14.715.879,98	(1.18)%
Trade notes receivable	79.777,26	113.591,80	(29.77)%
Advances received from customers	-	-	-
SUPPLIERS			
Trade accounts payable	1.795.110,32	1.447.100,57	24.05 %
Trade notes payable	-	-	-
Trade accounts payable - unchecked invoices	-	-	-
Advances to suppliers	-	-	-
STAFF			
Payable remunerations	656.045,09	602.227,12	8.94 %
Advanced payments	-	-	-
Bonds	-	-	-
Other operations	-	-	-
STATE AND OTHER PUBLIC SECTOR INSTITUTIONS			
Income Tax	309.877,00	351.987,00	(11.96)%
Deductible IVA (debt cumulative amounts)	8.069.086,32	8.935.871,45	(9.70)%
Paid IVA (credit cumulative amounts)	20.828.795,02	21.137.438,98	(1.46)%
SHAREHOLDERS / PARTNERS			
Shareholders with subscription	-	-	-
Unreleased quotas	-	-	-
Advances for profits	-	-	-

ALLOCATED RESULTS

From the perspective of the entity distributing profits	-	-	-
From the perspective of the entity with allocated profits	-	-	-

AVAILABLE PROFITS

From the perspective of the entity distributing profits	-	-	-
From the perspective of the entity with allocated profits	-	-	-
Granted loans - parent company	-	-	-
Granted loans - subsidiary companies, associated companies and joint ventures	-	-	-
Granted loans - other shareholders/partners	-	-	-
Of which: Participating companies	-	-	-

OTHER OPERATIONS

Debit status	-	-	-
Credit status	-	-	-

OTHER RECEIVABLE AND PAYABLE ACCOUNTS

Investment providers - general accounts	-	-	-
Trade accounts payable - unchecked invoices	-	-	-
Advanced payments to investment providers	-	-	-
additional income - Debtors	-	-	-
additional expenses - Creditors	2.969.585,23	2.680.442,03	10.79 %
Deferred tax assets	994.957,14	681.838,98	45.92 %
Deferred tax liabilities	-	-	-
Unreleased subscriptions - Creditors	-	-	-
Advances received on account of sales	-	-	-

OTHER DEBTORS AND CREDITORS

Other debtors	5.033.537,42	1.583.701,74	217.83 %
Other creditors	1.687.581,52	2.902.116,86	(41.85)%

EXPENSE ACCOUNTS

RUBRICS	2020	2019	PERIODS
Supplies and external services	11.167.106,17	12.691.140,06	(12,01 %)
Subcontracts	-	-	-
Specialized services	3.158.516,59	3.548.307,90	(10,99 %)
Specialized works	2.120.652,06	2.358.327,18	(10,08 %)
Of which: Payments to workers placed through agencies	-	-	-
Advertising and promotion	166.588,67	236.586,20	(29,59 %)
Surveillance and security	131.875,50	116.695,78	13,01 %
Fees	306.338,02	394.729,88	(22,39 %)

Comissions	-	-	-
Maintenance and repairs	352.640,68	378.610,90	(6,86 %)
Others	80.421,66	63.357,96	26,93 %
Materials	314.725,43	301.568,57	4,36 %
Fast wear tools and utensils	5.189,60	8.918,39	(41,81 %)
Books and technical documentation	195,00	260,35	(25,10 %)
Office material	85.323,83	68.719,26	24,16 %
Gift items	1.914,10	5.736,01	(66,63 %)
Others	222.102,90	217.934,56	1,91 %
Energy and fluids	1.232.023,72	1.519.137,94	(18,90 %)
Electricity	172.677,91	180.545,57	(4,36 %)
Fuels	1.031.204,76	1.306.627,32	(21,08 %)
Water	21.963,75	25.542,47	(14,01 %)
Others	6.177,30	6.422,58	(3,82 %)
Travel, lodging and transportation	2.408.197,88	3.231.556,90	(25,48 %)
Travel and lodging	218.591,35	931.027,28	(76,52 %)
Transport of personnel	-	-	-
Transport of goods	2.189.606,53	2.300.529,62	(4,82 %)
Others	-	-	-
Different services	4.053.642,55	4.090.568,75	(,90 %)
Rents and leases	2.643.125,89	2.646.180,00	(,12 %)
Of which: Rents from land	-	-	-
Communication	438.644,97	500.341,00	(12,33 %)
Insurance	522.287,22	511.891,90	2,03 %
Royalties	-	-	-
Litigation and Notaries	21.429,91	32.499,59	(34,06 %)
Representation expenses	7.832,78	22.948,06	(65,87 %)
Cleaning, hygiene and comfort	246.392,12	151.559,85	62,57 %
Other services	173.929,66	225.148,35	(22,75 %)

DELIBERATION OF APPROVAL OF ACCOUNTS

WERE THE FINANCIAL YEAR'S ACCOUNTS APPROVED?

YES

DELIBERATION DATE OF APPROVAL OF ACCOUNTS : 2021-05-31

BY (UNANIMITY/MAJORITY): UNANIMITY

PERCENTAGE OF VOTES CAST CORRESPONDING TO SUBSCRIBED CAPITAL WITH VOTING RIGHTS

100 %

THE ACCOUNTS WERE APPROVED:

In general meeting regularly convoked

The accounts were approved:

In POC/SNC/NCM (National Plan of Accounts/Accounting Normalization System/Accounting Normalization for micro entities)

PROFIT APPLICATION ACCORDING TO THE DELIBERATION THAT APPROVED THE FINANCIAL YEAR'S ACCOUNTS

RUBRICS	2020	2019
1. Retained earnings	1.613.023,14	2.962.334,62
2. Allocated results / Available profits	990.000,00	0,00
3. Percentages or bonuses to managing bodies	-	-
4. Ditto to staff	-	-
5. Reserves	4.550,96	2.343.862,44
6. Coverage of losses	-	-
7. Others	-	-
8. BALANCE (1-2-3-4-5-6-7)	618.472,18	618.472,18

MANAGEMENT REPORT / ASSESSMENT OF THE INSPECTION BODY / LEGAL CERTIFICATION OF ACCOUNTS**MANAGEMENT REPORT****Were the Management Report and financial year's accounts prepared?**

YES

Were the management report and the financial year's accounts signed by all members of the management / administration?

YES

ASSESSMENT OF THE INSPECTION BODY**The entity has an inspection body?**

NO

Has the inspection body issued an assessment?

Information Unavailable

The inspection body pronounced:

Information Unavailable

LEGAL CERTIFICATION OF ACCOUNTS (CLC)**Is the entity required to have certified accounts by a Statutory Auditor/Statutory Audit Firm?**

YES

ROC/SOC Identification

185813054

Was the Legal certification of accounts issued?

YES

Without reservation

OTHER REPORTS AVAILABLE

Analytical Credit Report

[Standard Credit Report](#)

[Synthetic Credit Report](#)

[Financial report](#)

[Compact Credit Report](#)

[Company Profile Report](#)

